

Bangkok Expressway and Metro Public Company Limited (BEM)

Analyst Meeting YE2023





AGENDA

- ---

Average Traffic & Ridership
- ---

Financial Highlights
- ---

Company Highlights
- ---

Q&A



AGENDA

- Average Traffic & Ridership

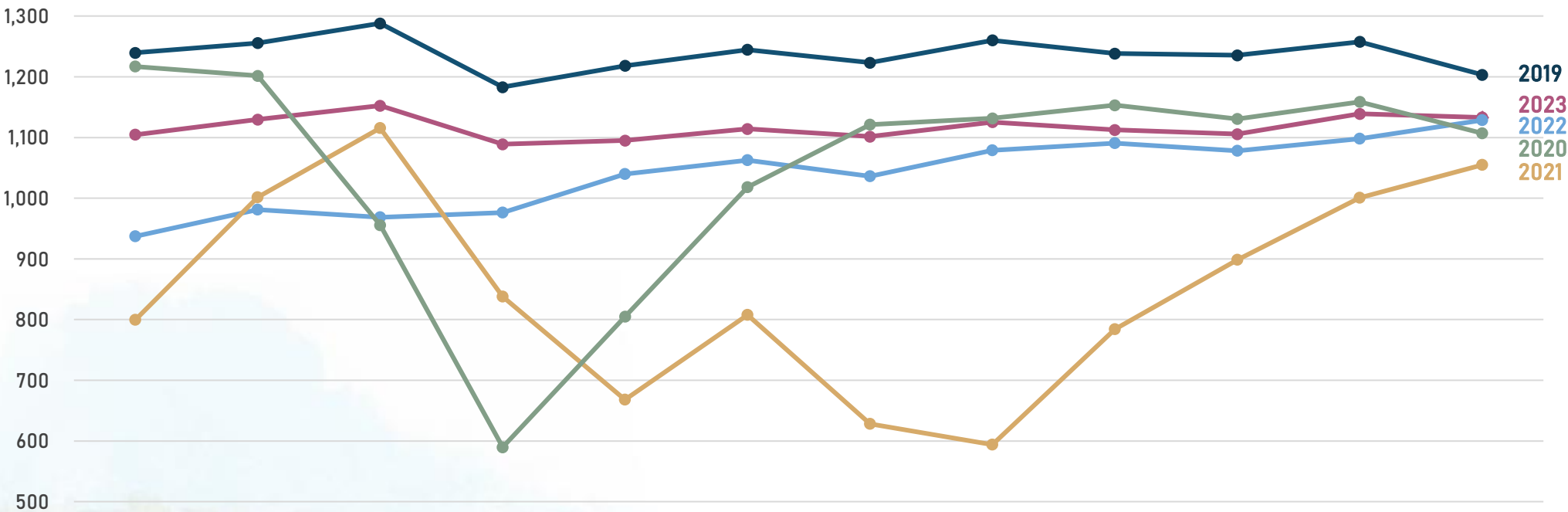
- Financial Highlights

- Company Highlights

- Q&A

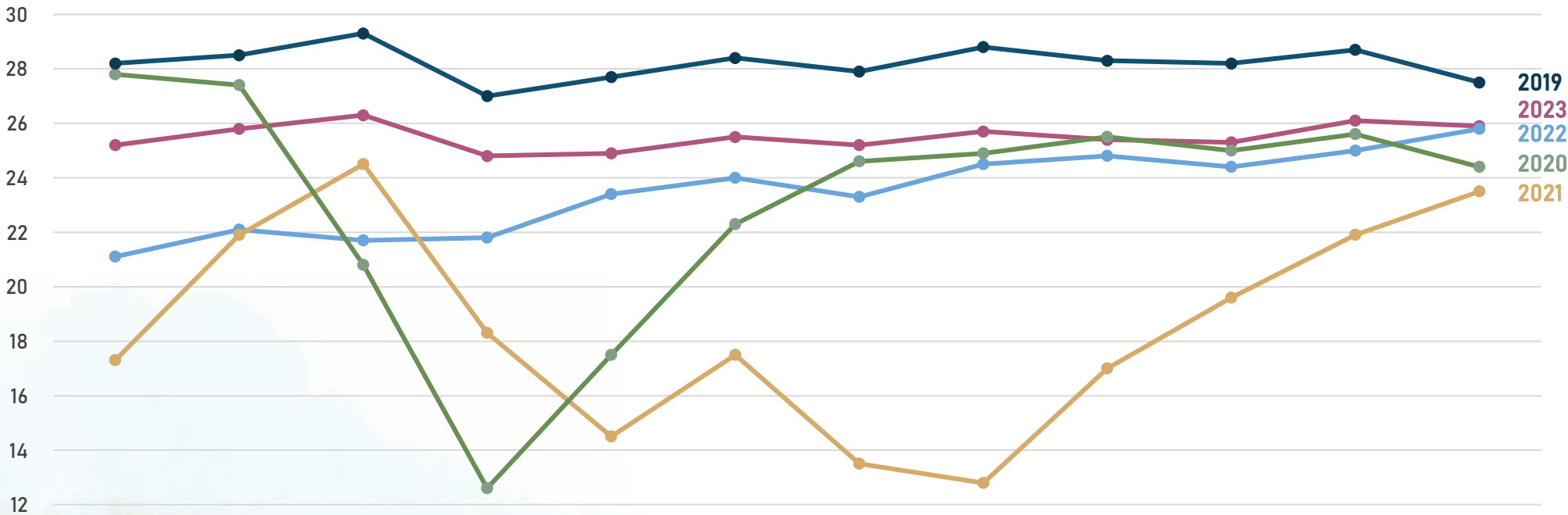
EXPRESSWAY : AVERAGE DAILY TRAFFIC VOLUME

(Thousand Trips/Day)



EXPRESSWAY : AVERAGE DAILY TOLL REVENUE

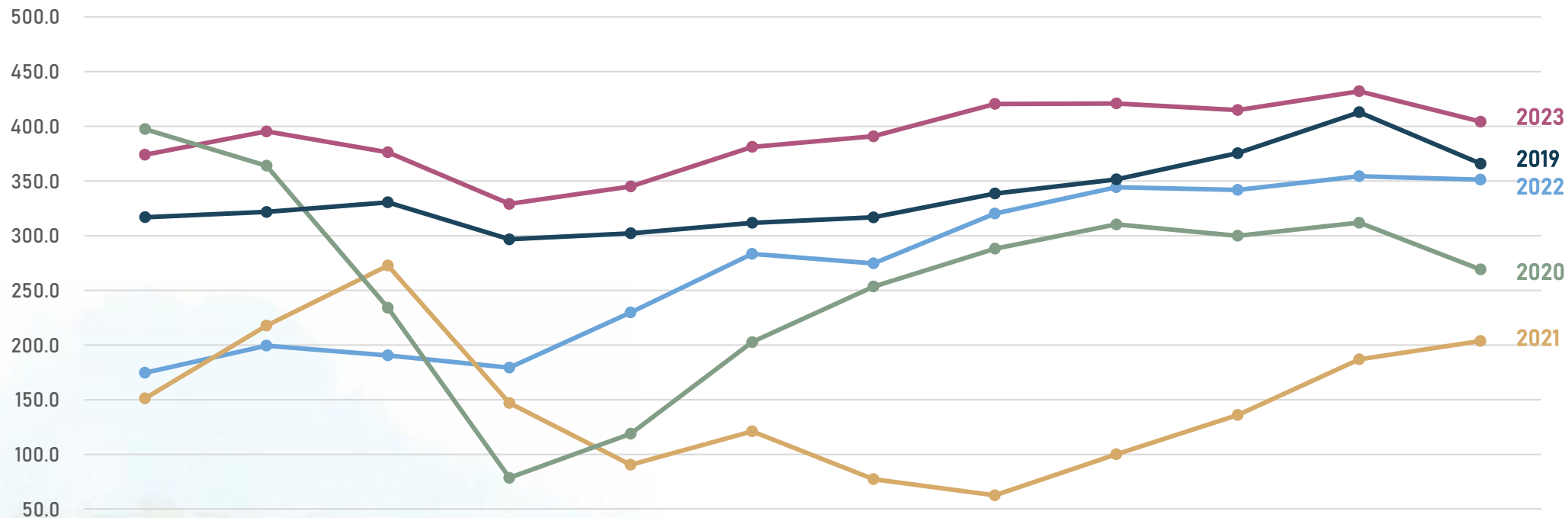
(Million Baht/Day)



	JAN	FEB	MAR	APR	MAY	JUN	JUL	AUG	SEP	OCT	NOV	DEC	AVERAGE	%YoY
2023	25.2	25.8	26.3	24.8	24.9	25.5	25.2	25.7	25.4	25.3	26.1	25.9	25.5	8.6%
2022	21.1	22.1	21.7	21.8	23.4	24.0	23.3	24.5	24.8	24.4	25.0	25.8	23.5	26.8%
2021	17.3	21.9	24.5	18.3	14.5	17.5	13.5	12.8	17.0	19.6	21.9	23.5	18.5	-20.3%
2020	27.8	27.4	20.8	12.6	17.5	22.3	24.6	24.9	25.5	25.0	25.6	24.4	23.2	-17.7%
2019	28.2	28.5	29.3	27.0	27.7	28.4	27.9	28.8	28.3	28.2	28.7	27.5	28.2	1.3%
%YoY 23/22	19.4%	17.0%	21.4%	13.5%	6.5%	6.2%	8.0%	5.2%	2.2%	3.6%	4.7%	0.5%		

RAIL : AVERAGE DAILY RIDERSHIP VOLUME

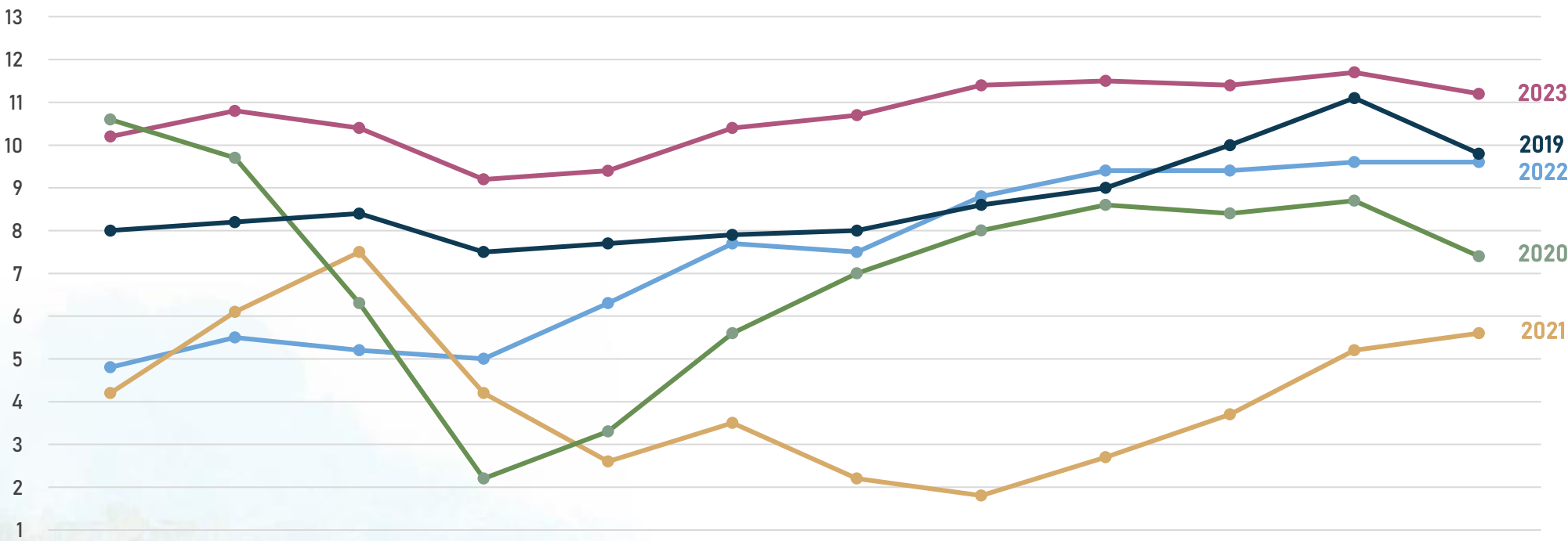
(Thousand Trips/Day)



	JAN	FEB	MAR	APR	MAY	JUN	JUL	AUG	SEP	OCT	NOV	DEC	AVERAGE	%YoY
2023	374.0	395.3	376.2	329.0	345.0	381.1	390.8	420.4	420.9	414.8	432.0	404.2	390.3	44.2%
2022	174.6	199.4	190.5	179.3	229.7	283.3	274.6	320.2	344.2	341.8	354.4	351.1	270.6	84.5%
2021	151.2	217.6	272.6	146.9	90.3	120.9	77.2	62.4	100.1	135.9	186.8	203.7	146.7	-43.7%
2020	397.4	363.9	234.0	78.5	118.8	202.7	253.4	288.1	310.3	299.9	311.8	269.1	260.5	-22.7%
2019	316.9	321.7	330.5	296.6	302.1	311.7	316.7	338.5	351.5	375.4	412.8	365.9	336.8	8.1%
%YoY 23/22	114.2%	98.2%	97.4%	83.5%	50.2%	34.5%	42.3%	31.3%	22.3%	21.4%	21.9%	15.1%		

RAIL : AVERAGE DAILY FAREBOX REVENUE

(Million Baht/Day)



	JAN	FEB	MAR	APR	MAY	JUN	JUL	AUG	SEP	OCT	NOV	DEC	AVERAGE	%YoY
2023	10.2	10.8	10.4	9.2	9.4	10.4	10.7	11.4	11.5	11.4	11.7	11.2	10.7	44.1%
2022	4.8	5.5	5.2	5.0	6.3	7.7	7.5	8.8	9.4	9.4	9.6	9.6	7.4	81.3%
2021	4.2	6.1	7.5	4.2	2.6	3.5	2.2	1.8	2.7	3.7	5.2	5.6	4.1	-42.8%
2020	10.6	9.7	6.3	2.2	3.3	5.6	7.0	8.0	8.6	8.4	8.7	7.4	7.1	-17.7%
2019	8.0	8.2	8.4	7.5	7.7	7.9	8.0	8.6	9.0	10.0	11.1	9.8	8.7	10.0%
%YoY 23/22	112.6%	95.6%	97.2%	84.5%	49.4%	34.5%	41.9%	30.7%	22.3%	21.6%	22.4%	16.0%		

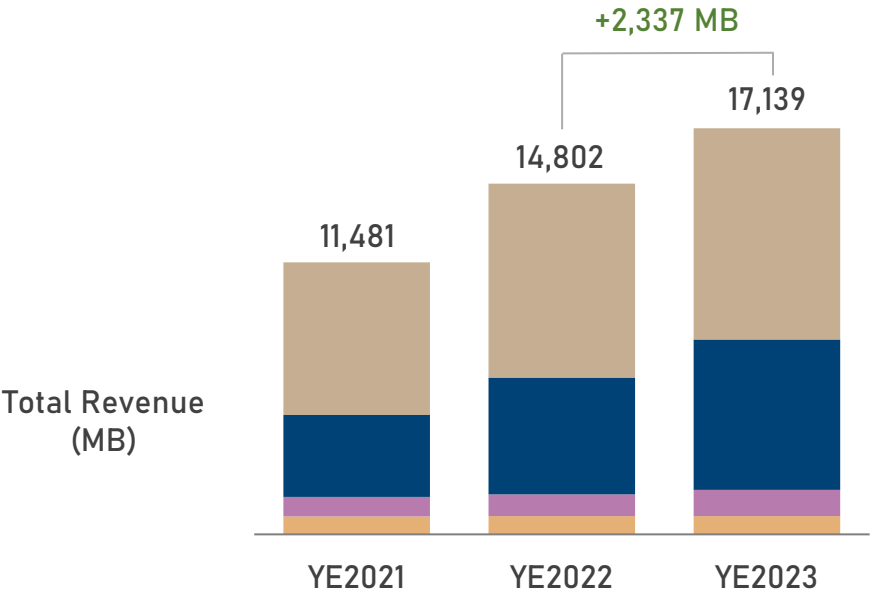
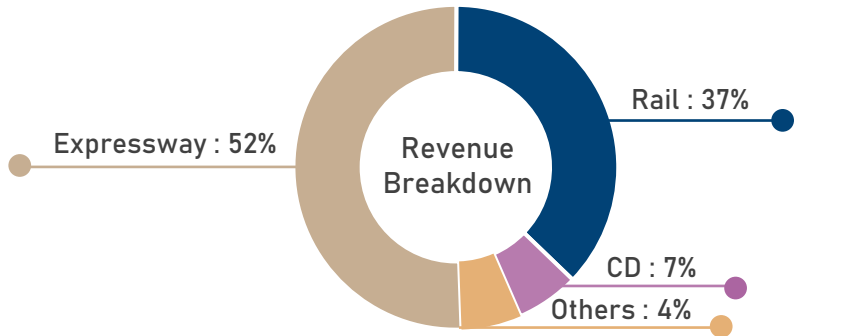


AGENDA

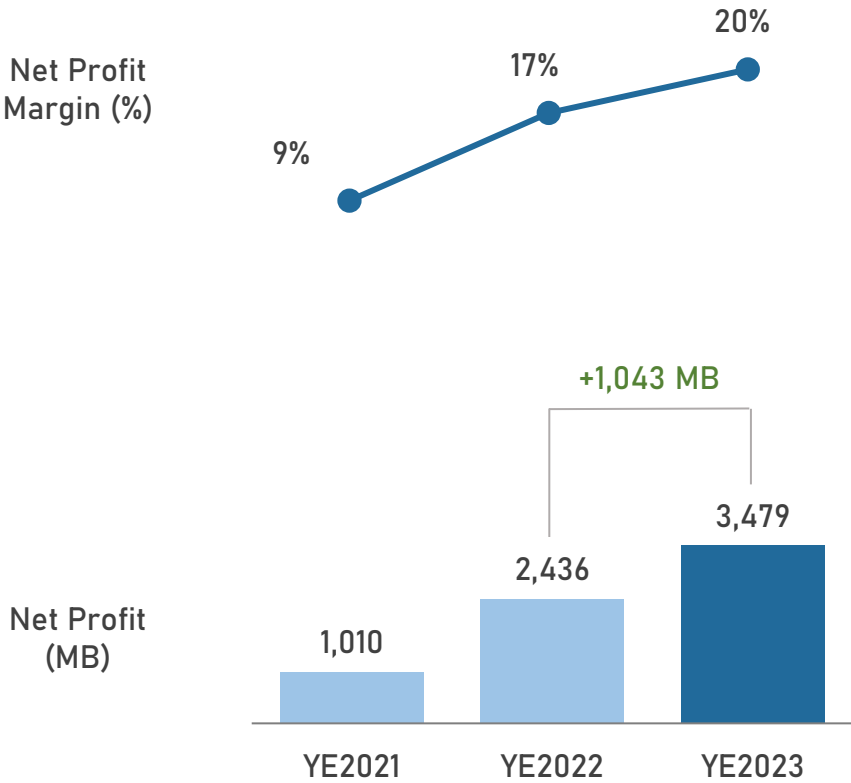
- Average Traffic & Ridership
- Financial Highlights
- Company Highlights
- Q&A

FINANCIAL HIGHLIGHTS : YE2023

TOTAL REVENUE 17,139 MB ▲ +16% (YoY)

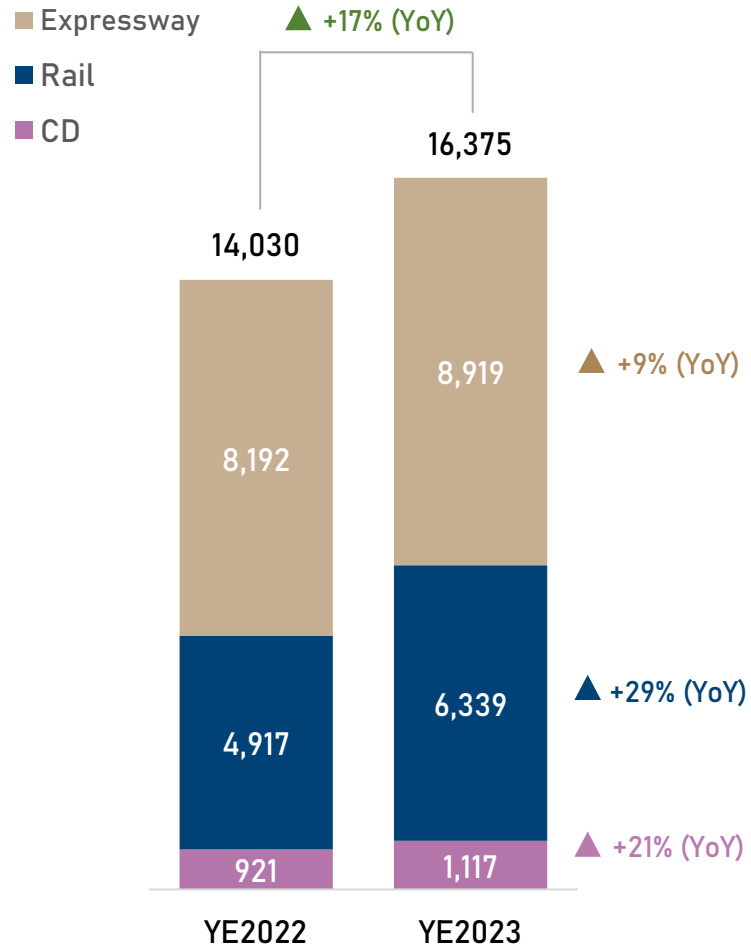


NET PROFIT 3,479 MB ▲ +43% (YoY)

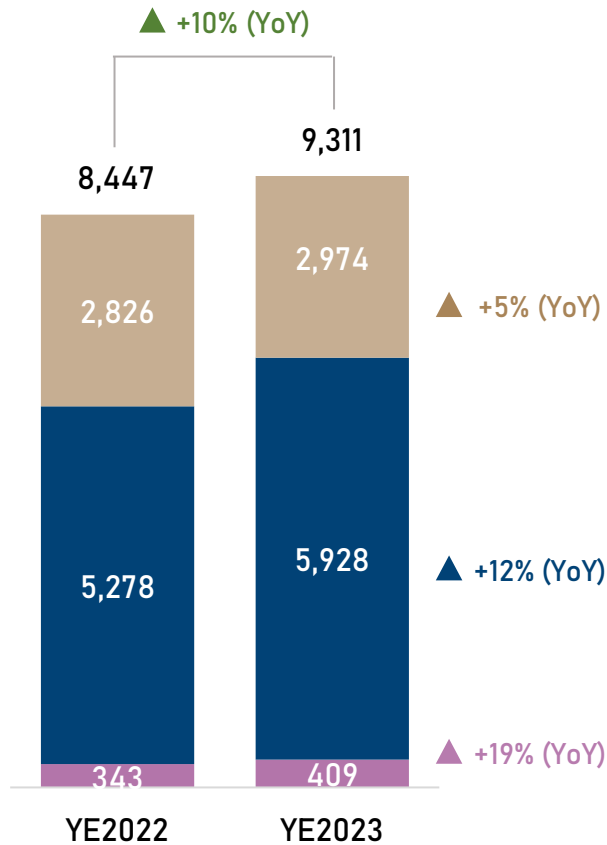


FINANCIAL HIGHLIGHTS : YE2023

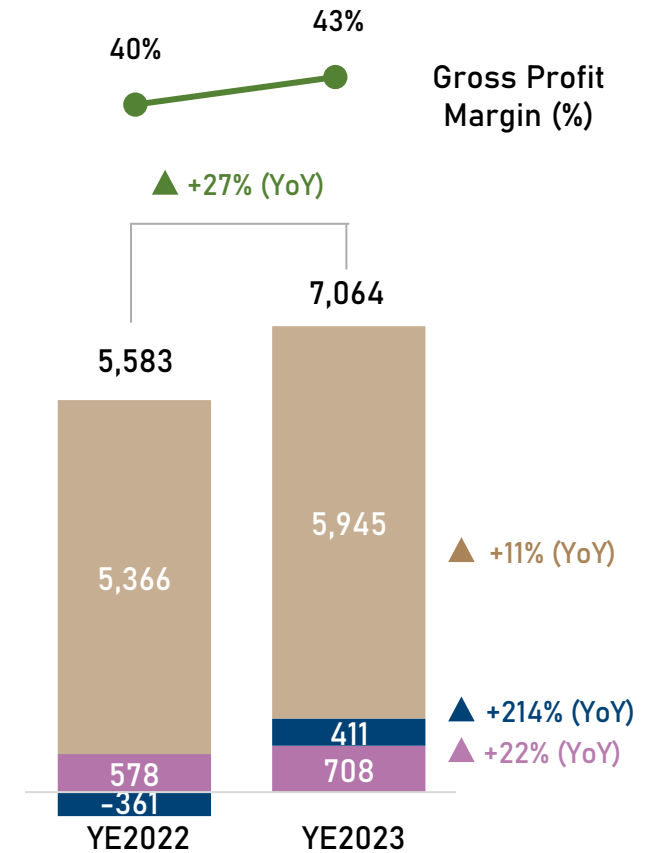
SERVICE REVENUES



COST OF SERVICES



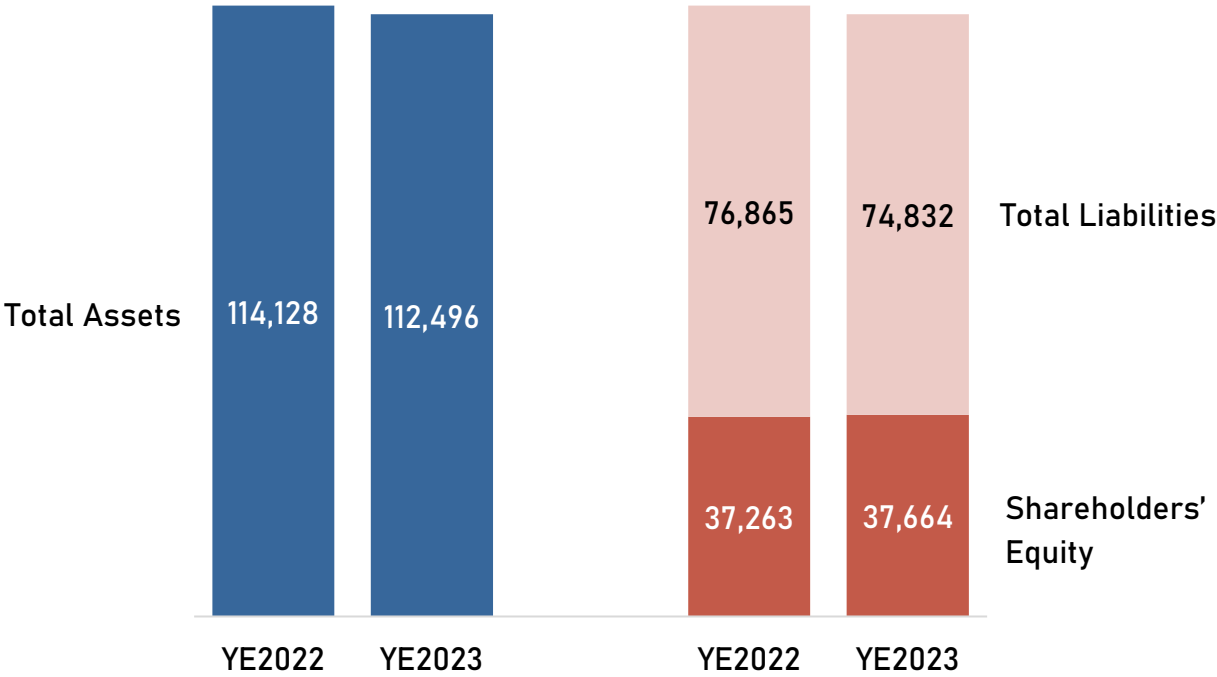
GROSS PROFIT



FINANCIAL HIGHLIGHTS : YE2023

FINANCIAL POSITION

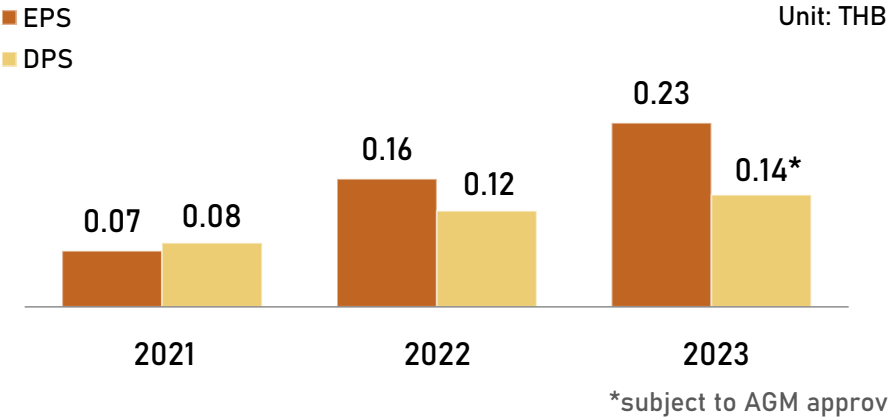
Unit: MB



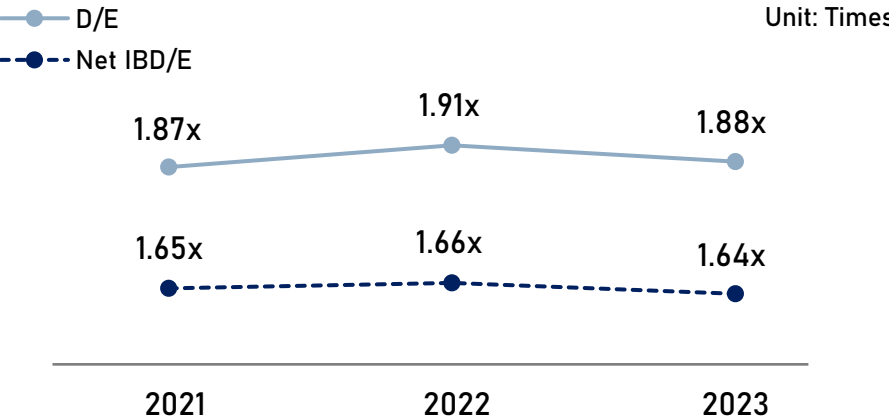
Total Assets	▼ 1,632 MB (-1%)
Total Liabilities	▼ 2,033 MB (-3%)
Shareholders' Equity	▲ 401 MB (+1%)

KEY FINANCIAL RATIOS

Earning per share | Dividend per share



Debt to Equity | Net Interest Bearing Debt to Equity






AGENDA

- Average Traffic & Ridership
- Financial Highlights
- Company Highlights
- Q&A

COMPANY HIGHLIGHTS : AWARDS AND RECOGNITION



Thailand's Top Corporate Brands 2023
in transportation and logistics sector
for the 4th consecutive year



Excellent Corporate Governance Scoring
for the 4th consecutive year



SET ESG Ratings 2023 : AA Level
Selected to be in the list of sustainable stocks
for the 7th consecutive year



ESG100
in transportation and logistics sector



Climate Action Leading Organization
GHG Emission Reduction : Gold level
GHG Emission Measurement : Bronze level

COMPANY HIGHLIGHTS : SIGNIFICANT EVENTS

Successfully issued the 4th series of Sustainability Debentures



Appreciated the support from investors with
5.2 times oversubscription

- Total amount of 5,000 MB
- 5 tranches of 3 - 12 years
- Fixed interest rates between 3.07% - 4.05% per annum

Dividend Payment from the 2023 Operating Results

The meeting of the Board of Directors passed a resolution to the AGM for approval to propose a dividend payment for the performance of the year 2023 to the Company's shareholders **at a rate of Baht 0.14 per share** or a total of Baht 2,140 million.

This dividend payment is subject to the approval of the AGM.



Q & A

Disclaimer

The information in this presentation has been prepared by Bangkok Expressway and Metro Public Company Limited (BEM) and is general background information about BEM's activities current as at date of this presentation. This presentation is not intended to provide the basis of any investment decision, nor to substitute your own analysis and investigation and should not be considered as a recommendation to any recipient of this presentation. Before acting on any information you should consider the appropriateness of the information having regard to these matters, any relevant offer document and in particular, you should seek independent financial advice. All securities or instrument transactions involve risks and uncertainties which may cause the actual results, performance or achievements to be materially different from any future results, performance or achievements expressed or implied by such forward-looking statements. Nothing in this presentation is, or should be relied on as a promise or representation of BEM as to the future.

Thank you

For further inquiry please contact

Email : ir@bemplc.co.th

www.bemplc.co.th