

Bangkok Expressway and Metro Public Company Limited (BEM)

Opportunity Day 3Q/2023





AGENDA

- Average Traffic & Ridership
- Financial Highlights
- Significant Events
- Q&A



AGENDA

- Average Traffic & Ridership

- Financial Highlights

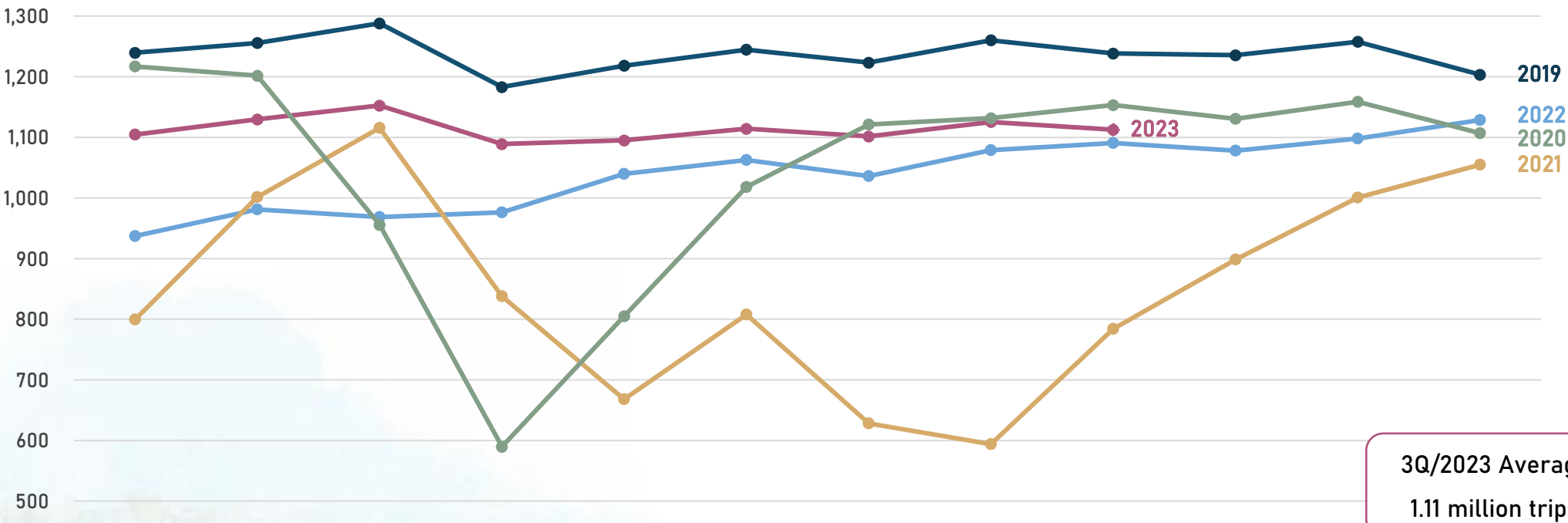
- Significant Events

- Q&A

EXPRESSWAY : AVERAGE DAILY TRAFFIC VOLUME



(Thousand Trips/Day)

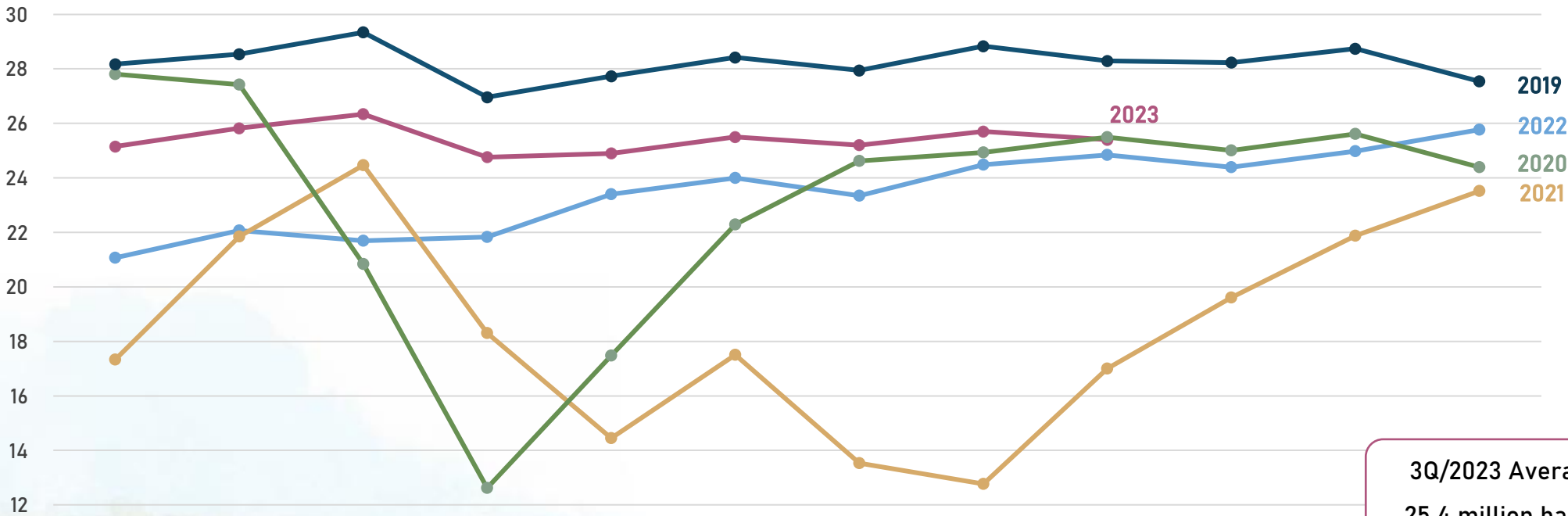


	JAN	FEB	MAR	APR	MAY	JUN	JUL	AUG	SEP	OCT	NOV	DEC	AVERAGE	%YoY
2023	1,104.7	1,129.6	1,152.5	1,088.9	1,095.0	1,114.2	1,101.6	1,125.3	1,112.6				1,114.1	9.3%
2022	937.0	981.3	968.7	976.3	1,039.6	1,062.5	1,036.0	1,078.8	1,090.7	1,078.0	1,097.9	1,128.5	1,039.9	22.4%
2021	799.5	1,001.3	1,115.5	837.8	668.0	807.8	628.0	593.9	783.9	898.5	1,000.6	1,054.7	849.7	-19.1%
2020	1,216.9	1,201.7	955.8	589.8	804.9	1,018.2	1,121.3	1,131.7	1,153.2	1,130.6	1,158.8	1,107.1	1,049.9	-15.1%
2019	1,239.6	1,255.6	1,288.1	1,183.0	1,218.3	1,244.7	1,223.3	1,260.2	1,238.3	1,235.5	1,257.8	1,203.4	1,237.2	0.6%
%YoY 23/22	17.9%	15.1%	19.0%	11.5%	5.3%	4.9%	6.3%	4.3%	2.0%					

EXPRESSWAY : AVERAGE DAILY TOLL REVENUE



(Million Baht/Day)



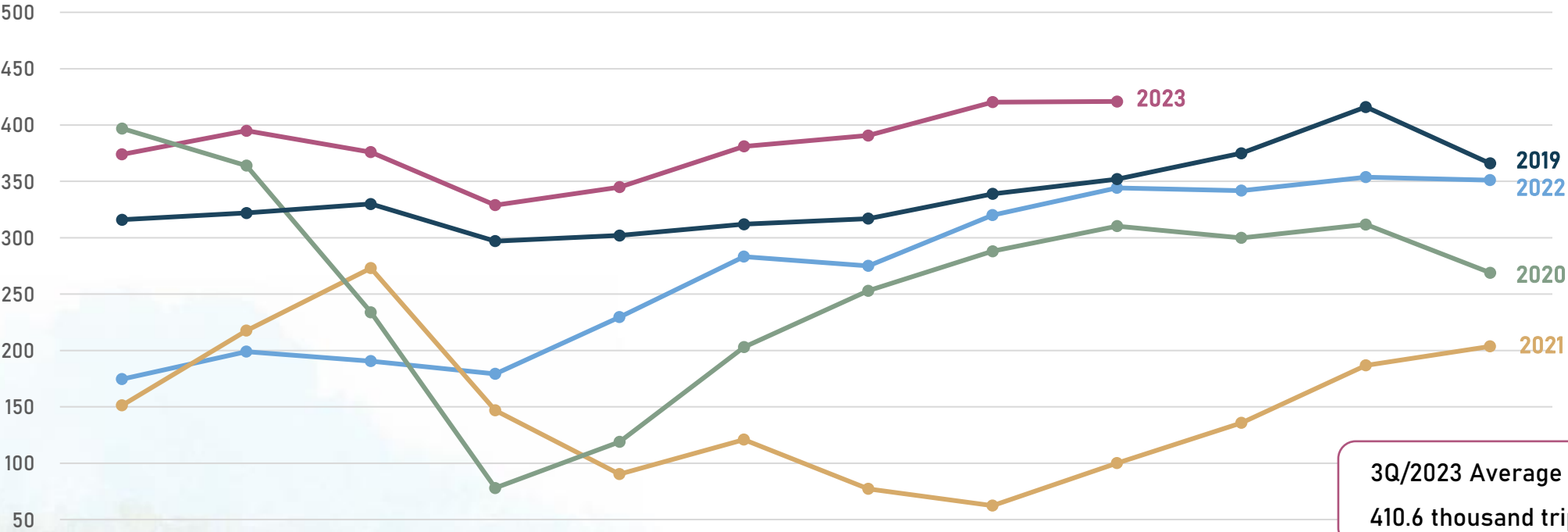
3Q/2023 Average Toll Revenue
25.4 million baht/day +5% (YoY)

	JAN	FEB	MAR	APR	MAY	JUN	JUL	AUG	SEP	OCT	NOV	DEC	AVERAGE	%YoY
2023	25.2	25.8	26.3	24.8	24.9	25.5	25.2	25.7	25.4				25.4	10.7%
2022	21.1	22.1	21.7	21.8	23.4	24.0	23.3	24.5	24.8	24.4	25.0	25.8	23.5	26.8%
2021	17.3	21.9	24.5	18.3	14.5	17.5	13.5	12.8	17.0	19.6	21.9	23.5	18.5	-20.3%
2020	27.8	27.4	20.8	12.6	17.5	22.3	24.6	24.9	25.5	25.0	25.6	24.4	23.2	-17.7%
2019	28.2	28.5	29.3	27.0	27.7	28.4	27.9	28.8	28.3	28.2	28.7	27.5	28.2	1.3%
%YoY 23/22	19.4%	17.0%	21.4%	13.5%	6.5%	6.2%	8.0%	5.2%	2.2%					

RAIL : AVERAGE DAILY RIDERSHIP VOLUME



(Thousand Trips/Day)



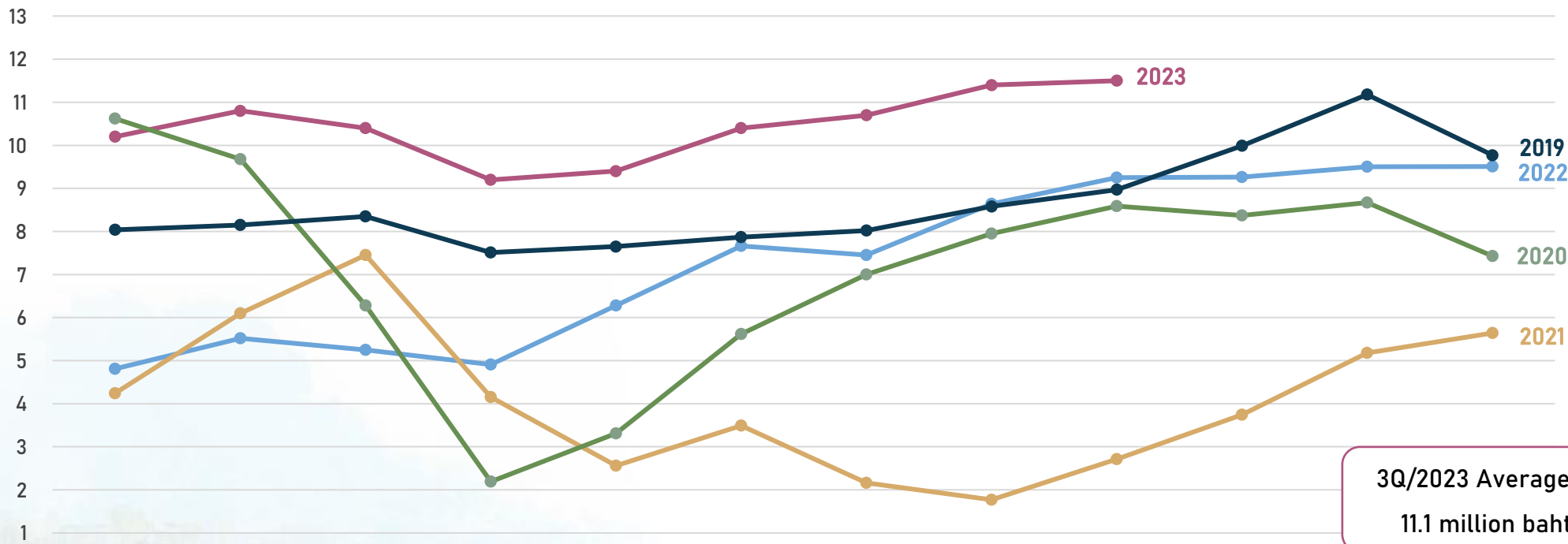
3Q/2023 Average Ridership Volume
410.6 thousand trips/day +31% (YoY)

	JAN	FEB	MAR	APR	MAY	JUN	JUL	AUG	SEP	OCT	NOV	DEC	AVERAGE	%YoY
2023	374.0	395.3	376.2	329.0	345.0	381.1	390.8	420.4	420.9				381.3	56.1%
2022	174.6	199.4	190.5	179.3	229.7	283.3	274.6	320.2	344.2	341.8	354.4	351.1	270.6	84.5%
2021	151.2	217.6	272.6	146.9	90.3	120.9	77.2	62.4	100.1	135.9	186.8	203.7	146.7	-43.7%
2020	397.4	363.9	234.0	78.5	118.8	202.7	253.4	288.1	310.3	299.9	311.8	269.1	260.5	-22.7%
2019	316.9	321.7	330.5	296.6	302.1	311.7	316.7	338.5	351.5	375.4	412.8	365.9	336.8	8.1%
%YoY 23/22	114.2%	98.2%	97.4%	83.5%	50.2%	34.5%	42.3%	31.3%	22.3%					

RAIL : AVERAGE DAILY FAREBOX REVENUE



(Million Baht/Day)



	JAN	FEB	MAR	APR	MAY	JUN	JUL	AUG	SEP	OCT	NOV	DEC	AVERAGE	%YoY
2023	10.2	10.8	10.4	9.2	9.4	10.4	10.7	11.4	11.5				10.4	55.8%
2022	4.8	5.5	5.2	5.0	6.3	7.7	7.5	8.8	9.4	9.4	9.6	9.6	7.4	81.3%
2021	4.2	6.1	7.5	4.2	2.6	3.5	2.2	1.8	2.7	3.7	5.2	5.6	4.1	-42.8%
2020	10.6	9.7	6.3	2.2	3.3	5.6	7.0	8.0	8.6	8.4	8.7	7.4	7.1	-17.7%
2019	8.0	8.2	8.4	7.5	7.7	7.9	8.0	8.6	9.0	10.0	11.1	9.8	8.7	10.0%
%YoY 23/22	112.6%	95.6%	97.2%	84.5%	49.4%	34.5%	41.9	30.7	22.3					



AGENDA

● Average Traffic & Ridership

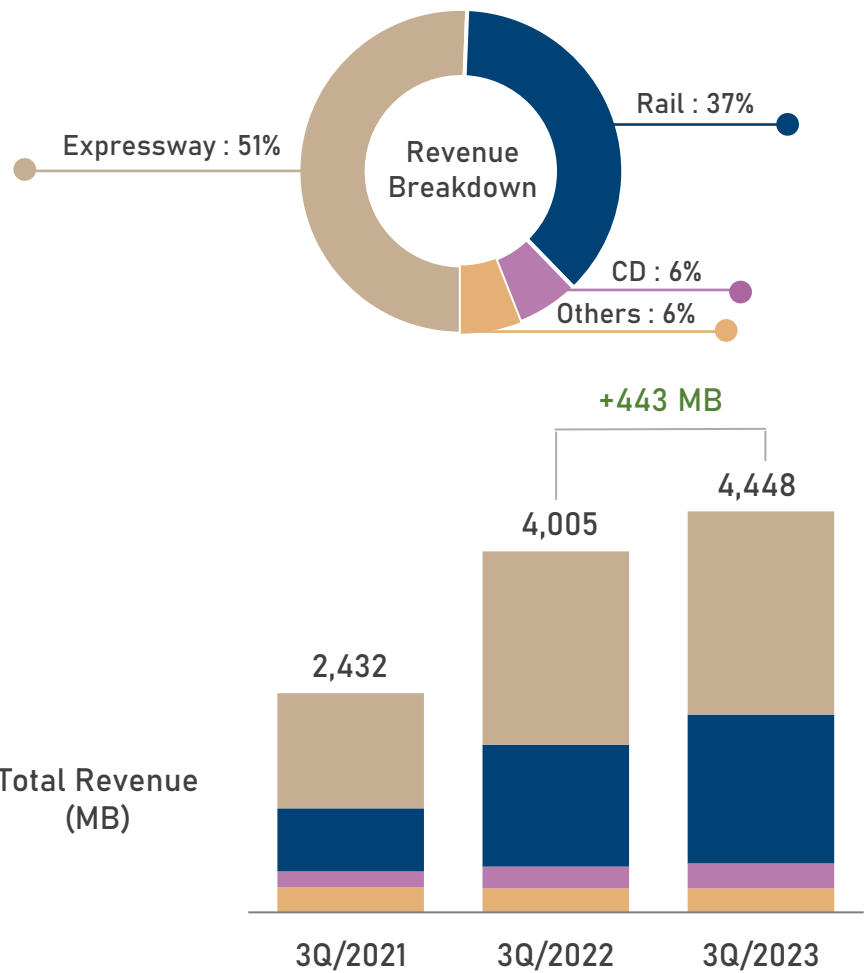
● Financial Highlights

● Significant Events

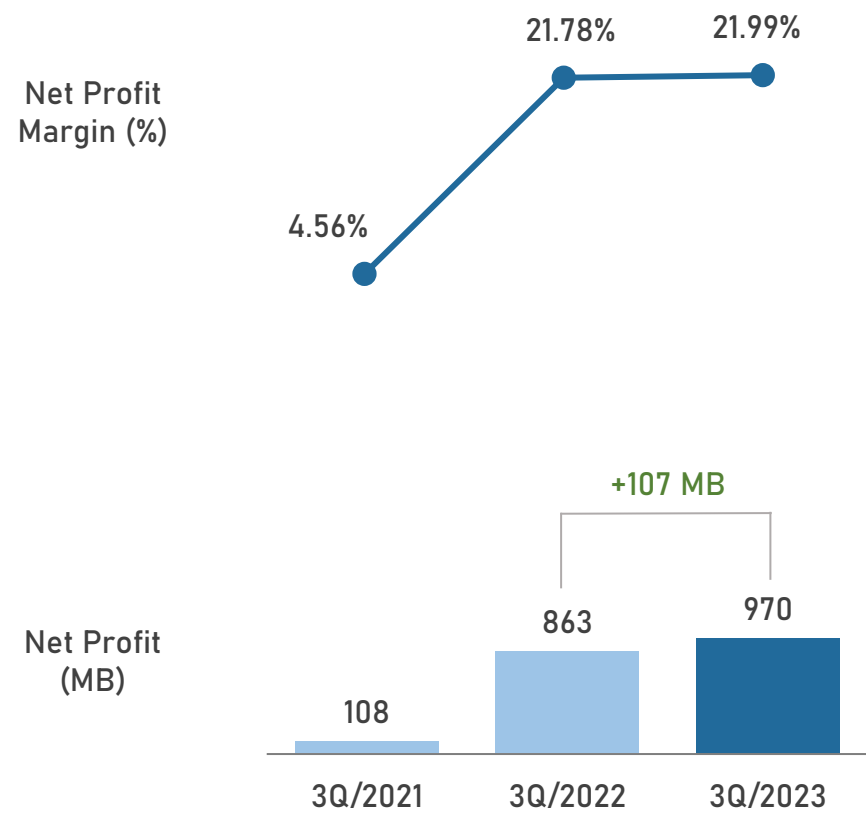
● Q&A

FINANCIAL HIGHLIGHTS : 3Q/2023

TOTAL REVENUE 4,448 MB ▲ +11% (YoY)

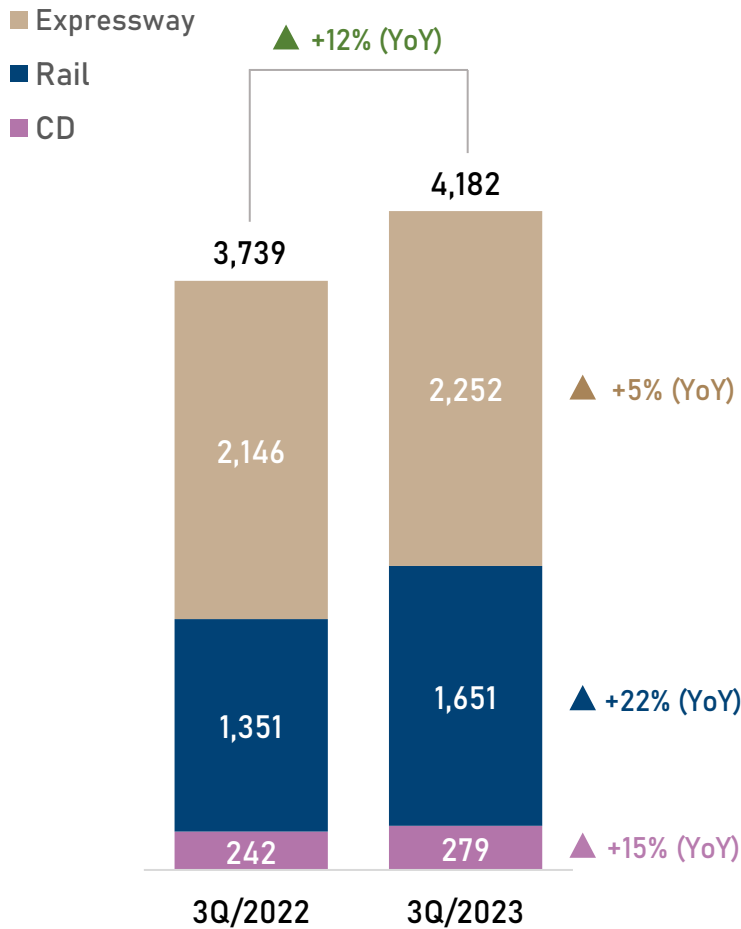


NET PROFIT 970 MB ▲ +12% (YoY)

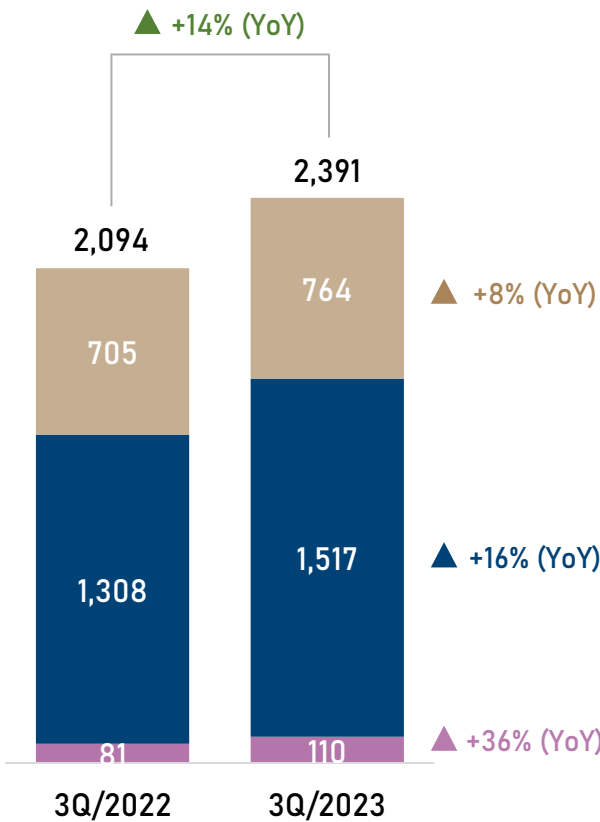


FINANCIAL HIGHLIGHTS : 3Q/2023

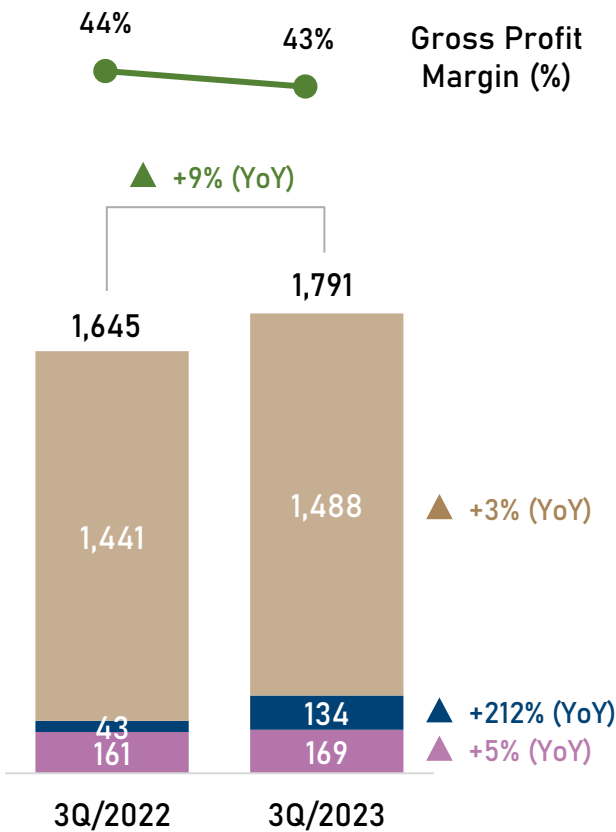
SERVICE REVENUES



COST OF SERVICES



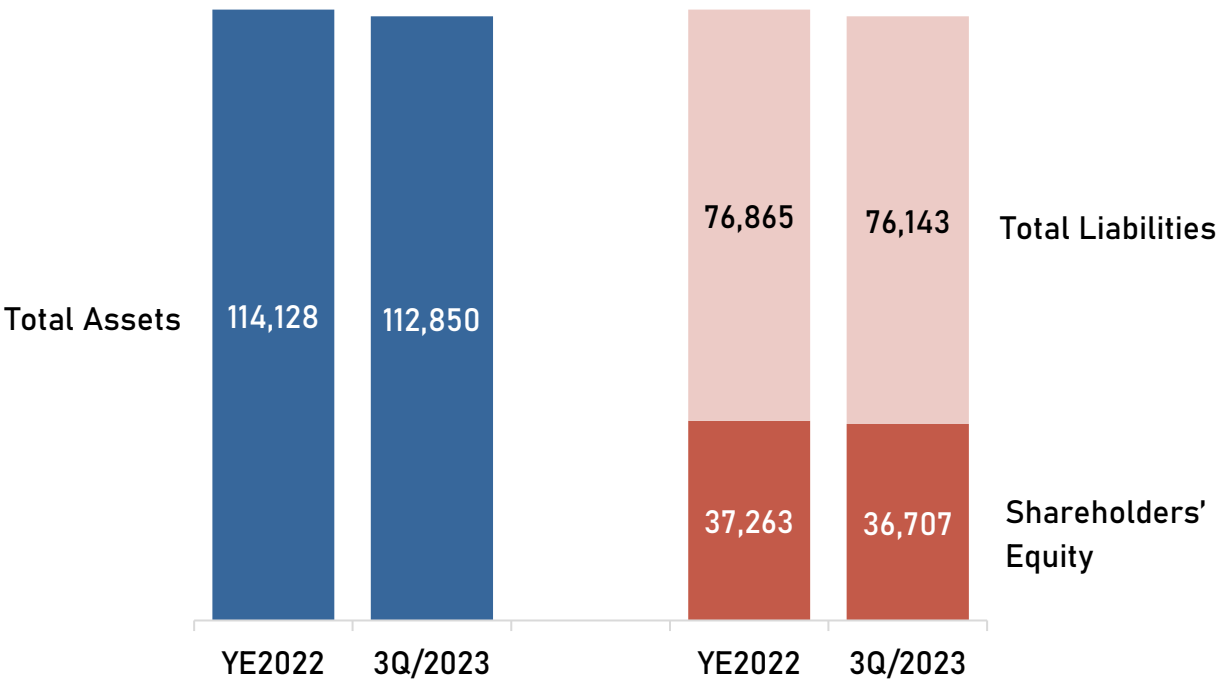
GROSS PROFIT



FINANCIAL HIGHLIGHTS : 3Q/2023

FINANCIAL POSITION

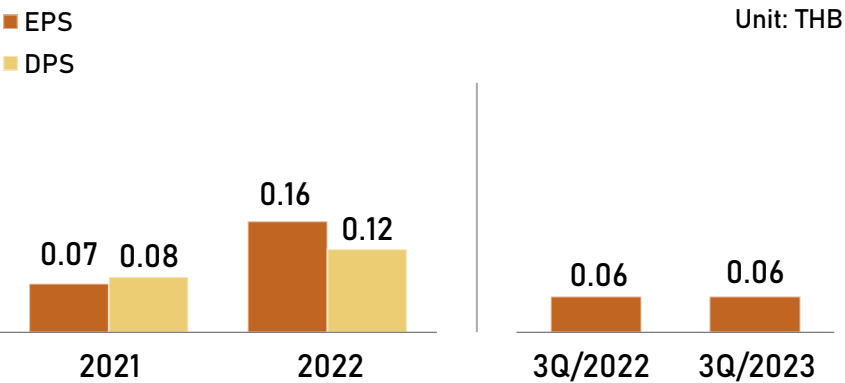
Unit: MB



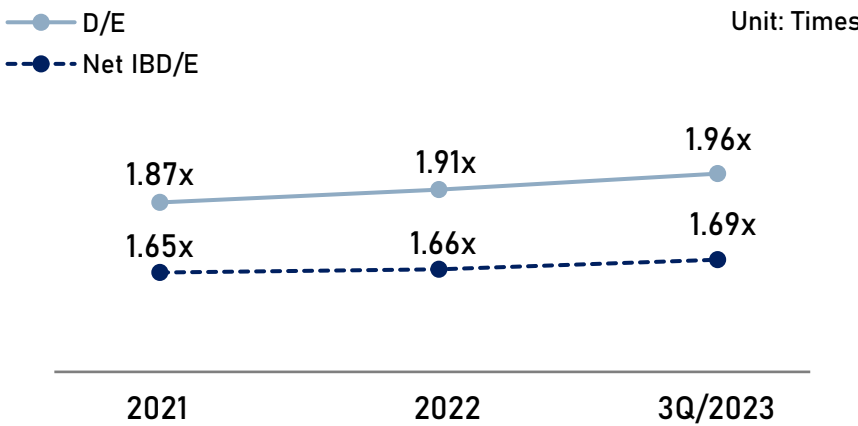
Total Assets	▼ 1,278 MB (-1%)
Total Liabilities	▼ 722 MB (-1%)
Shareholders' Equity	▼ 556 MB (-1%)

KEY FINANCIAL RATIOS

Earning per share | Dividend per share



Debt to Equity | Net Interest Bearing Debt to Equity





AGENDA

● Average Traffic & Ridership

● Financial Highlights

● Significant Events

● Q&A

SIGNIFICANT EVENTS



Continuously received 5-Star Rating
from CGR assessment



BEM has received “5 stars” or
“Excellent Corporate Governance Scoring”
from the Thai Institute of Directors Association (IOD)
for the 4th consecutive year.



Achieved the SET ESG Ratings 2023
with the AA level



BEM has been selected in the “SET ESG Ratings”
(formerly known as THSI)
from the Stock Exchange of Thailand
for the 7th consecutive year.

An artistic illustration of a city highway interchange. A multi-lane highway curves through a cityscape with various buildings and greenery. A train with yellow and purple cars is visible on an elevated track in the background. In the foreground, a blue and white bus is driving on the highway. The text "Q & A" is overlaid in the center.

Q & A

Disclaimer

The information in this presentation has been prepared by Bangkok Expressway and Metro Public Company Limited (BEM) and is general background information about BEM's activities current as at date of this presentation. This presentation is not intended to provide the basis of any investment decision, nor to substitute your own analysis and investigation and should not be considered as a recommendation to any recipient of this presentation. Before acting on any information you should consider the appropriateness of the information having regard to these matters, any relevant offer document and in particular, you should seek independent financial advice. All securities or instrument transactions involve risks and uncertainties which may cause the actual results, performance or achievements to be materially different from any future results, performance or achievements expressed or implied by such forward-looking statements. Nothing in this presentation is, or should be relied on as a promise or representation of BEM as to the future.

Thank you

For further inquiry please contact

Email : ir@bemplc.co.th

www.bemplc.co.th