

# Bangkok Expressway and Metro Public Company Limited (BEM)

## ANALYST MEETING 2Q/2023



QR Code for Presentation







# AGENDA

---

- Average Traffic & Ridership
- Financial Highlights
- Significant Events
- Q&A





# AGENDA

---

- Average Traffic & Ridership

- Financial Highlights

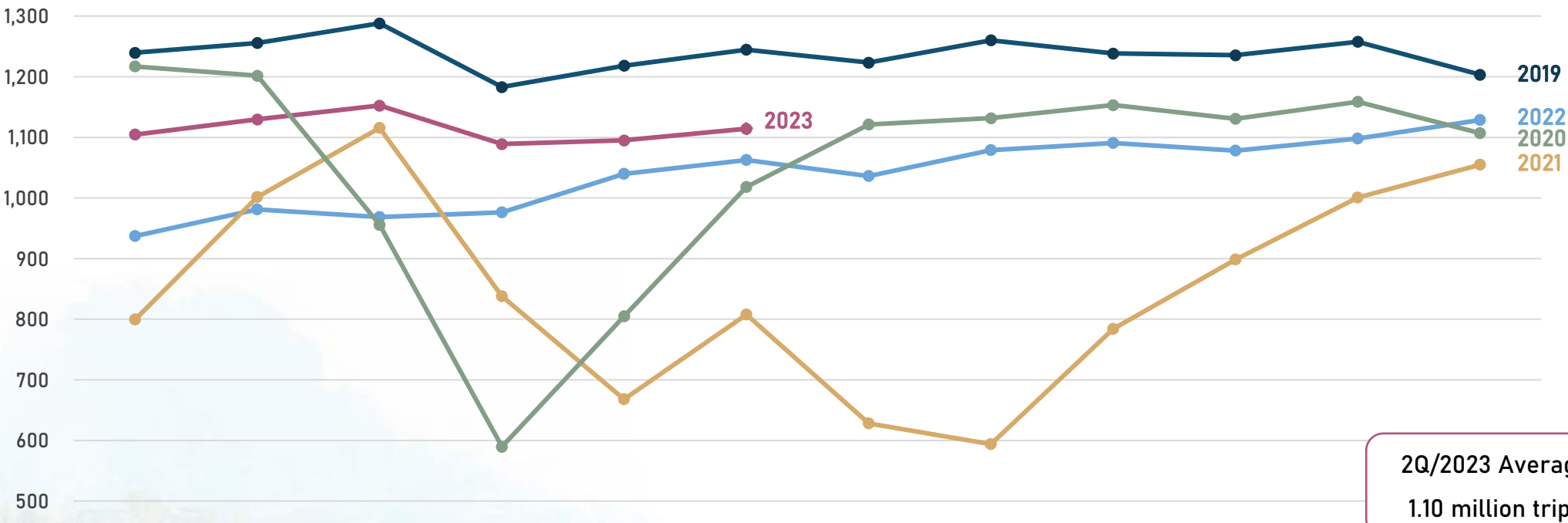
- Significant Events

- Q&A

# EXPRESSWAY : AVERAGE DAILY TRAFFIC VOLUME



(Thousand Trips/Day)

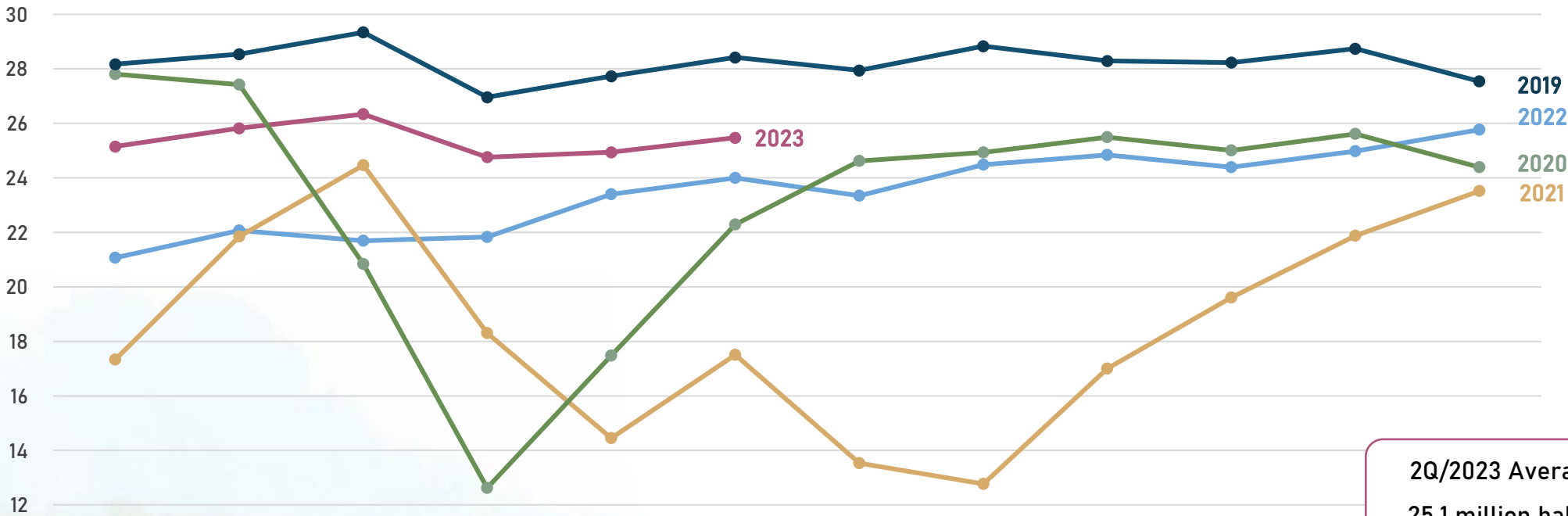


	JAN	FEB	MAR	APR	MAY	JUN	JUL	AUG	SEP	OCT	NOV	DEC	AVERAGE	%YoY
2023	1,104.7	1,129.6	1,152.5	1,088.9	1,095.0	1,114.2							1,114.7	12.2%
2022	937.0	981.3	968.7	976.3	1,039.6	1,062.5	1,036.0	1,078.8	1,090.7	1,078.0	1,097.9	1,128.5	1,039.9	22.4%
2021	799.5	1,001.3	1,115.5	837.8	668.0	807.8	628.0	593.9	783.9	898.5	1,000.6	1,054.7	849.7	-19.1%
2020	1,216.9	1,201.7	955.8	589.8	804.9	1,018.2	1,121.3	1,131.7	1,153.2	1,130.6	1,158.8	1,107.1	1,049.9	-15.1%
2019	1,239.6	1,255.6	1,288.1	1,183.0	1,218.3	1,244.7	1,223.3	1,260.2	1,238.3	1,235.5	1,257.8	1,203.4	1,237.2	0.6%
%YoY 23/22	17.9%	15.1%	19.0%	11.5%	5.3%	4.9%								

# EXPRESSWAY : AVERAGE DAILY TOLL REVENUE



(Million Baht/Day)

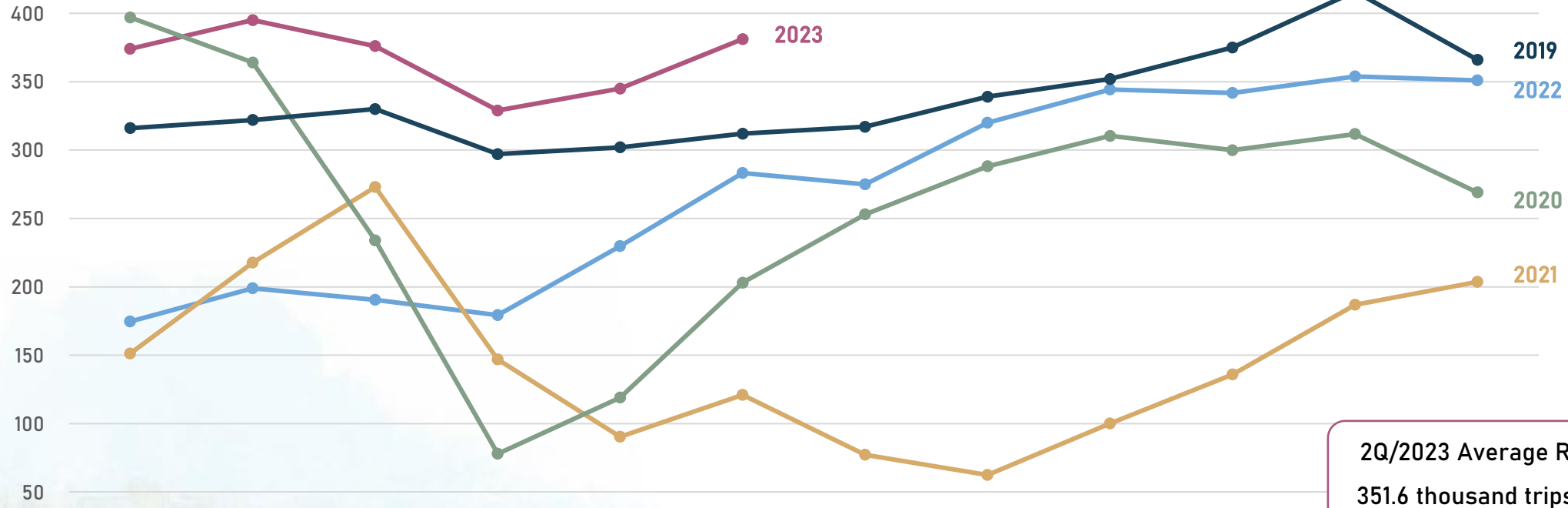


	JAN	FEB	MAR	APR	MAY	JUN	JUL	AUG	SEP	OCT	NOV	DEC	AVERAGE	%YoY
2023	25.2	25.8	26.3	24.8	24.9	25.5							25.4	13.8%
2022	21.1	22.1	21.7	21.8	23.4	24.0	23.3	24.5	24.8	24.4	25.0	25.8	23.5	26.8%
2021	17.3	21.9	24.5	18.3	14.5	17.5	13.5	12.8	17.0	19.6	21.9	23.5	18.5	-20.3%
2020	27.8	27.4	20.8	12.6	17.5	22.3	24.6	24.9	25.5	25.0	25.6	24.4	23.2	-17.7%
2019	28.2	28.5	29.3	27.0	27.7	28.4	27.9	28.8	28.3	28.2	28.7	27.5	28.2	1.3%
%YoY 23/22	19.4%	17.0%	21.4%	13.5%	6.5%	6.2%								



# RAIL : AVERAGE DAILY RIDERSHIP VOLUME

(Thousand Trips/Day)

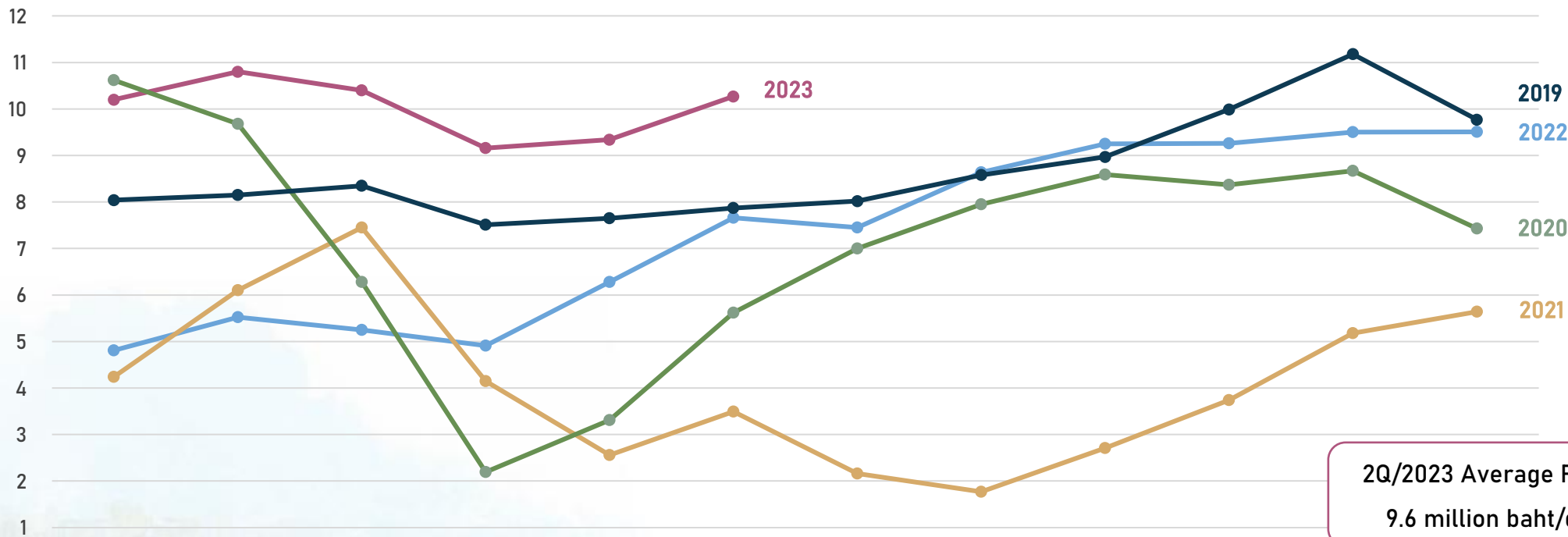


	JAN	FEB	MAR	APR	MAY	JUN	JUL	AUG	SEP	OCT	NOV	DEC	AVERAGE	%YoY
2023	374.0	395.3	376.2	329.0	345.0	381.1							366.4	75.0%
2022	174.6	199.4	190.5	179.3	229.7	283.3	274.6	320.2	344.2	341.8	354.4	351.1	270.6	84.5%
2021	151.2	217.6	272.6	146.9	90.3	120.9	77.2	62.4	100.1	135.9	186.8	203.7	146.7	-43.7%
2020	397.4	363.9	234.0	78.5	118.8	202.7	253.4	288.1	310.3	299.9	311.8	269.1	260.5	-22.7%
2019	316.9	321.7	330.5	296.6	302.1	311.7	316.7	338.5	351.5	375.4	412.8	365.9	336.8	8.1%
%YoY 23/22	114.2%	98.2%	97.4%	83.5%	50.2%	34.5%								

# RAIL : AVERAGE DAILY FAREBOX REVENUE



(Million Baht/Day)



	JAN	FEB	MAR	APR	MAY	JUN	JUL	AUG	SEP	OCT	NOV	DEC	AVERAGE	%YoY
2023	10.2	10.8	10.4	9.2	9.4	10.4							10.0	74.5%
2022	4.8	5.5	5.2	5.0	6.3	7.7	7.5	8.8	9.4	9.4	9.6	9.6	7.4	81.3%
2021	4.2	6.1	7.5	4.2	2.6	3.5	2.2	1.8	2.7	3.7	5.2	5.6	4.1	-42.8%
2020	10.6	9.7	6.3	2.2	3.3	5.6	7.0	8.0	8.6	8.4	8.7	7.4	7.1	-17.7%
2019	8.0	8.2	8.4	7.5	7.7	7.9	8.0	8.6	9.0	10.0	11.1	9.8	8.7	10.0%
%YoY 23/22	112.6%	95.6%	97.2%	84.5%	49.4%	34.5%								



# AGENDA

---

● Average Traffic & Ridership

● Financial Highlights

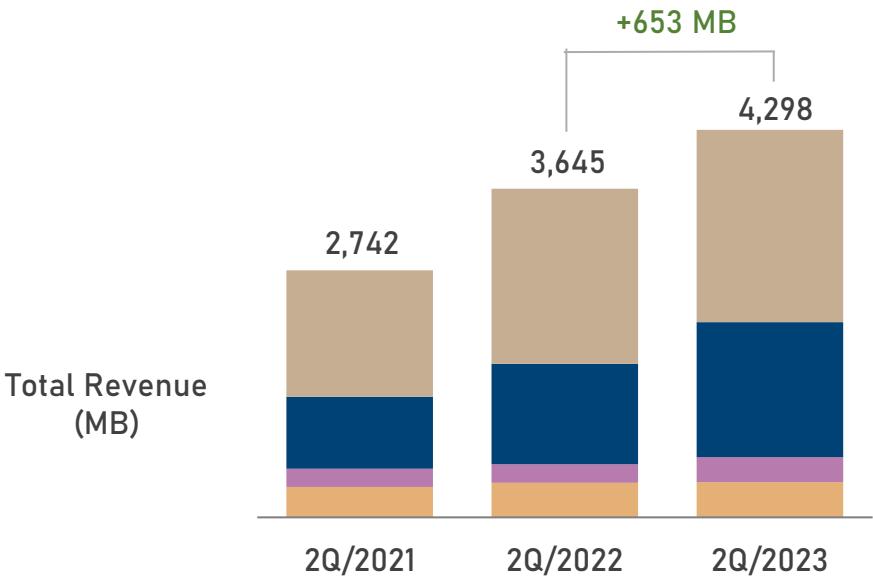
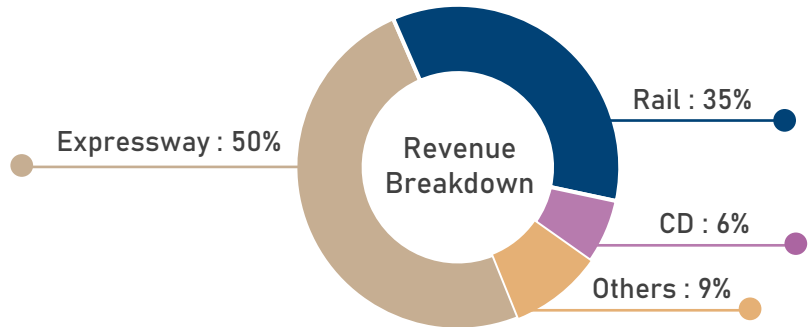
● Significant Events

● Q&A

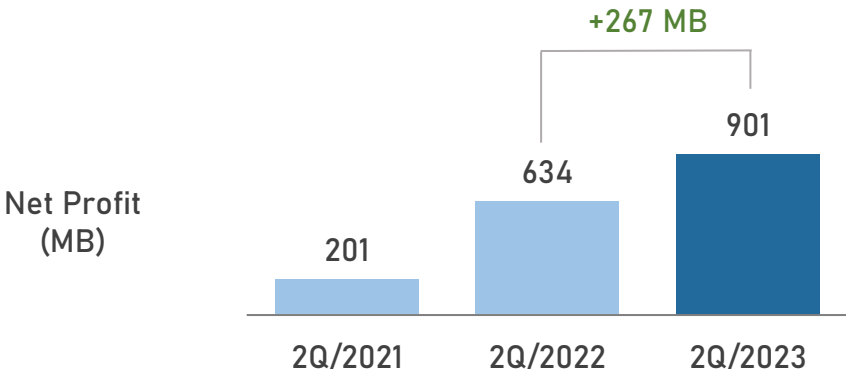
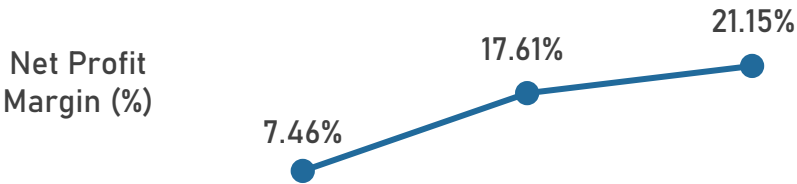


# FINANCIAL HIGHLIGHTS : 2Q/2023

TOTAL REVENUE 4,298 MB ▲ +18% (YoY)

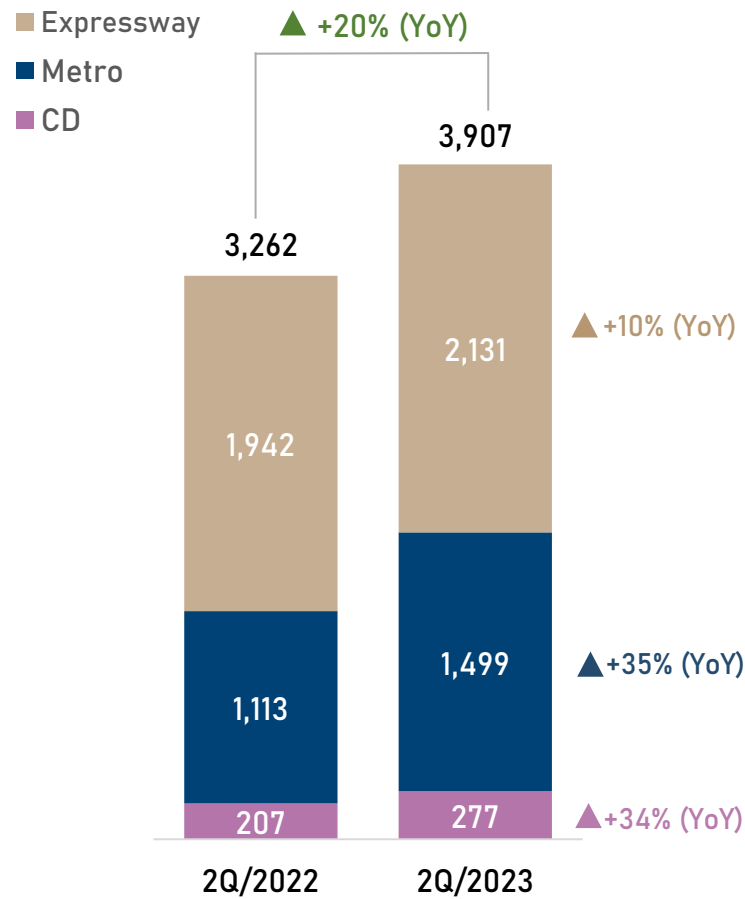


NET PROFIT 901 MB ▲ +42% (YoY)

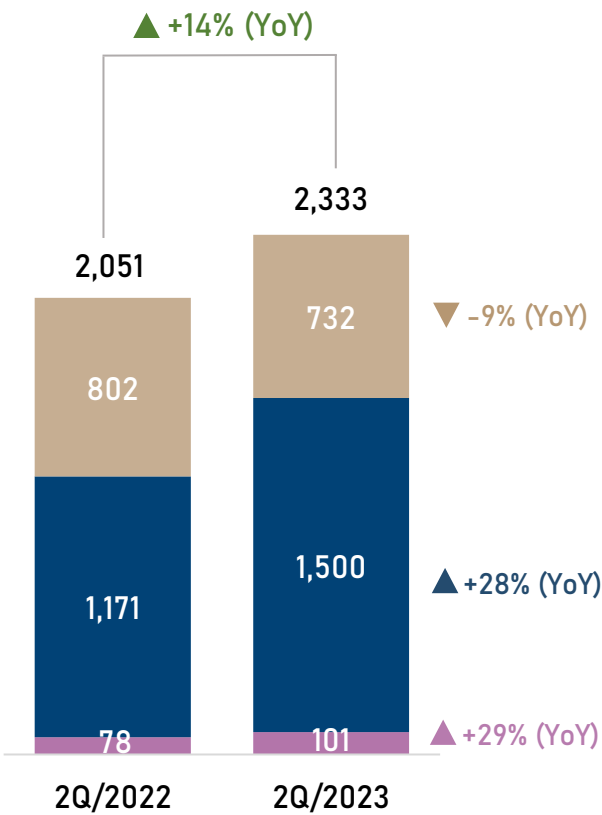


# FINANCIAL HIGHLIGHTS : 2Q/2023

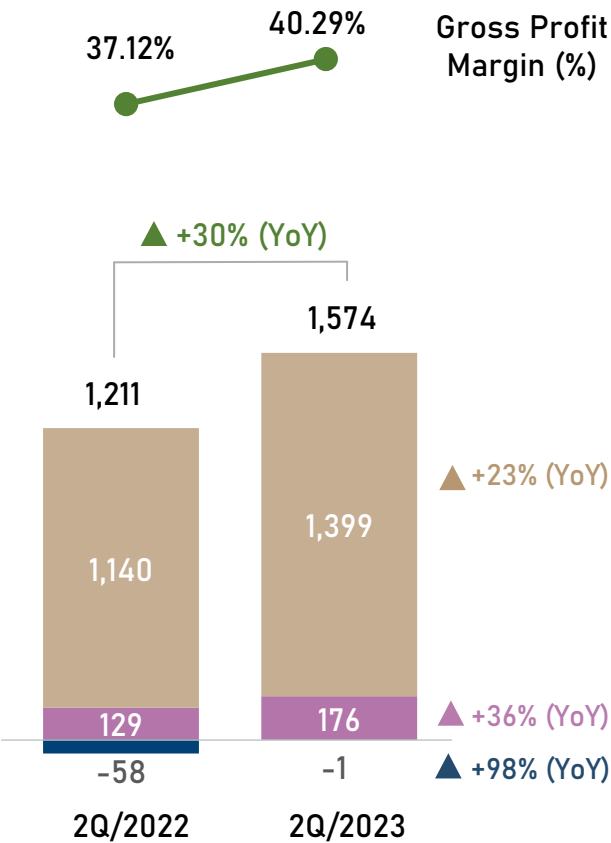
## SERVICE INCOME



## COST OF SERVICES



## GROSS PROFIT

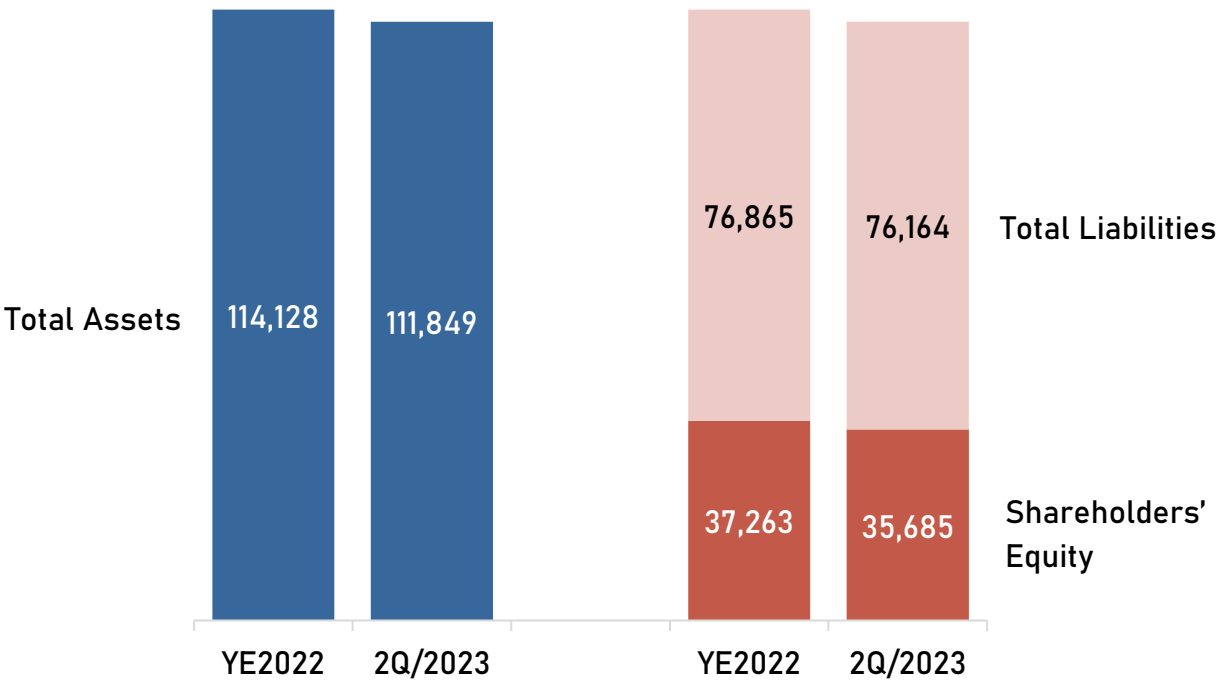




# FINANCIAL HIGHLIGHTS : 2Q/2023

## FINANCIAL POSITION

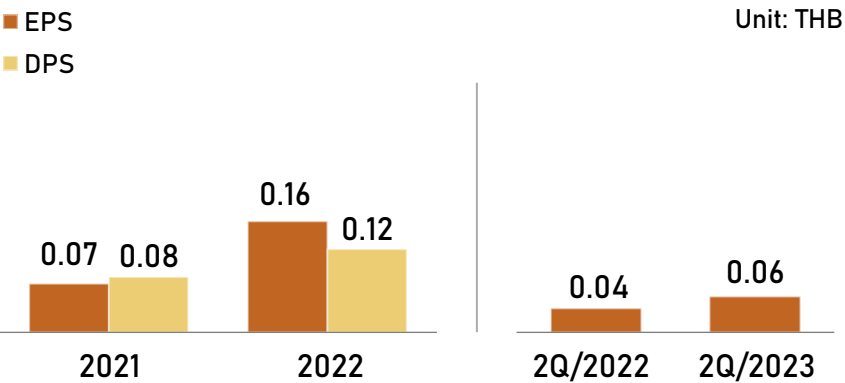
Unit: MB



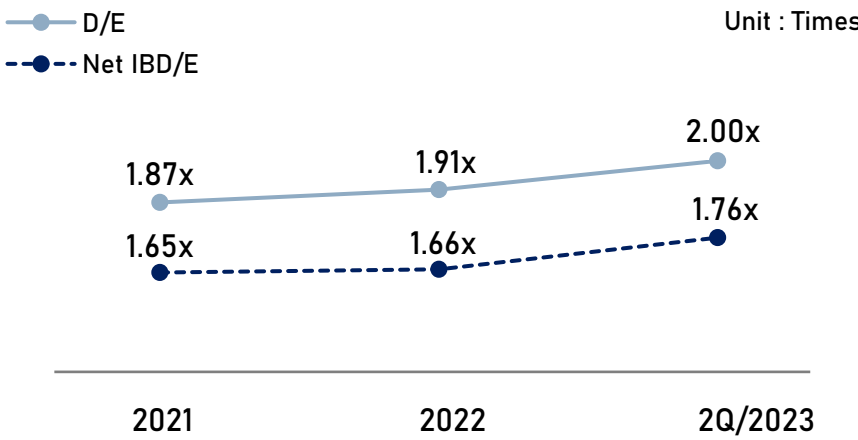
Total Assets	▼ 2,279 MB (-2%)
Total Liabilities	▼ 701 MB (-1%)
Shareholders' Equity	▼ 1,578 MB (-4%)

## KEY FINANCIAL RATIOS

### Earning per share | Dividend per share



### Debt to Equity | Net Interest Bearing Debt to Equity





# AGENDA

---

● Average Traffic & Ridership

● Financial Highlights

● Significant Events

● Q&A



# SIGNIFICANT EVENTS

## 1 BEM WAS RANKED IN “ESG 100”



BEM was selected by Thai Pat Institute to be included in the 'ESG 100'.

This selection was due to BEM's outstanding performance in environmental, social, and governance practices among registered companies in the Transportation & Logistics sector.

## 2 BEM HAS EXTENDED THE JOURNEY TICKET PROMOTIONS



BEM encourages the use of MRT services and responds to the government's policy of assisting in reducing people's cost of living.

As a result, BEM has extended The Journey Ticket (30 Days) promotion for transportation in BL and PL until July 31, 2024.

## 3 BEM SUCCESSFULLY ISSUED SUSTAINABILITY DEBENTURES OF 6,500 MB



On April 2023, BEM issued the sustainability debentures for the total amount of 6,500 MB, or 1.6 times oversubscription from initial target issue size of 5,500 MB.

The debentures are divided into 4 series of 3–12 years with fixed rate of 2.79% – 4.07% p.a.

## 4 THE AGM 2023 APPROVED THE ANNUAL DIVIDEND PAYMENT



On 18 April 2023, The Meeting approved a dividend payment for company's performance of the year 2022 at a rate of Baht 0.12/share, totaling 1,834 MB. which the dividend payment date is on May 3, 2023.

An artistic illustration of a city highway interchange. A multi-lane highway curves through a cityscape with various buildings and greenery. A train with yellow and purple cars is visible on an elevated track in the background. In the foreground, a blue and white bus is driving on the highway. The text "Q & A" is overlaid in the center.

# Q & A



# Disclaimer

The information in this presentation has been prepared by Bangkok Expressway and Metro Public Company Limited (BEM) and is general background information about BEM's activities current as at date of this presentation. This presentation is not intended to provide the basis of any investment decision, nor to substitute your own analysis and investigation and should not be considered as a recommendation to any recipient of this presentation. Before acting on any information you should consider the appropriateness of the information having regard to these matters, any relevant offer document and in particular, you should seek independent financial advice. All securities or instrument transactions involve risks and uncertainties which may cause the actual results, performance or achievements to be materially different from any future results, performance or achievements expressed or implied by such forward-looking statements. Nothing in this presentation is, or should be relied on as a promise or representation of BEM as to the future.

## Thank you

For further inquiry please contact

Email : [ir@bemplc.co.th](mailto:ir@bemplc.co.th)

[www.bemplc.co.th](http://www.bemplc.co.th)