

Bangkok Expressway and Metro Public Company Limited (BEM) ANALYST MEETING YE2022



**HAPPY
BLUE
LINE** Again in 2019

AGENDA

Average Traffic & Ridership

Financial Highlights

Significant Highlights

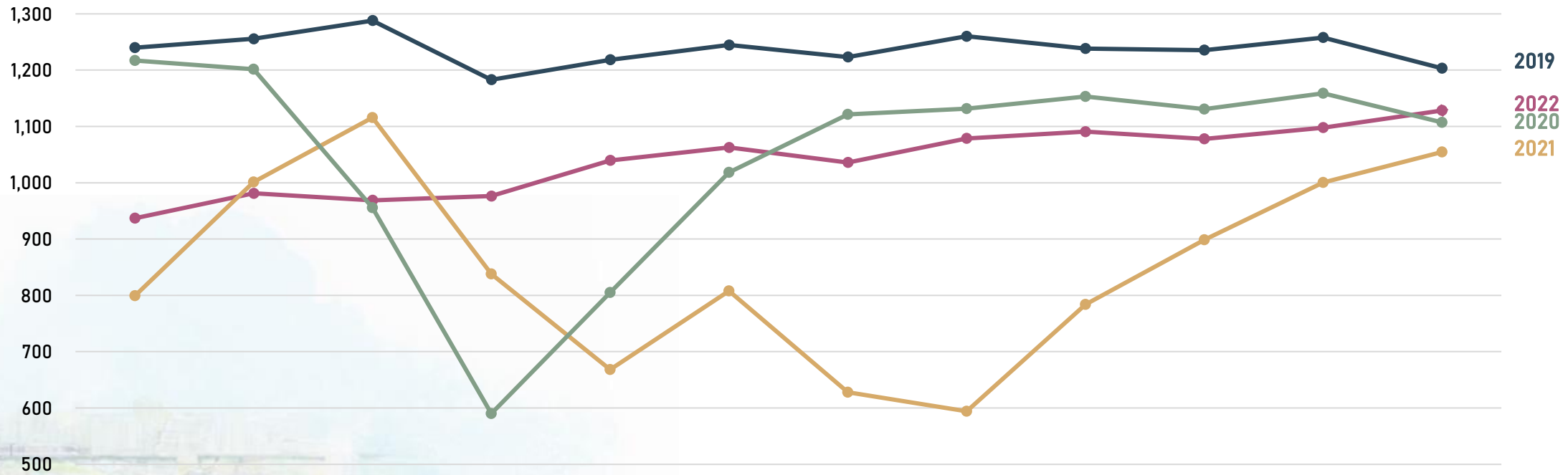
Future Projects



Expressway : Average Daily Traffic



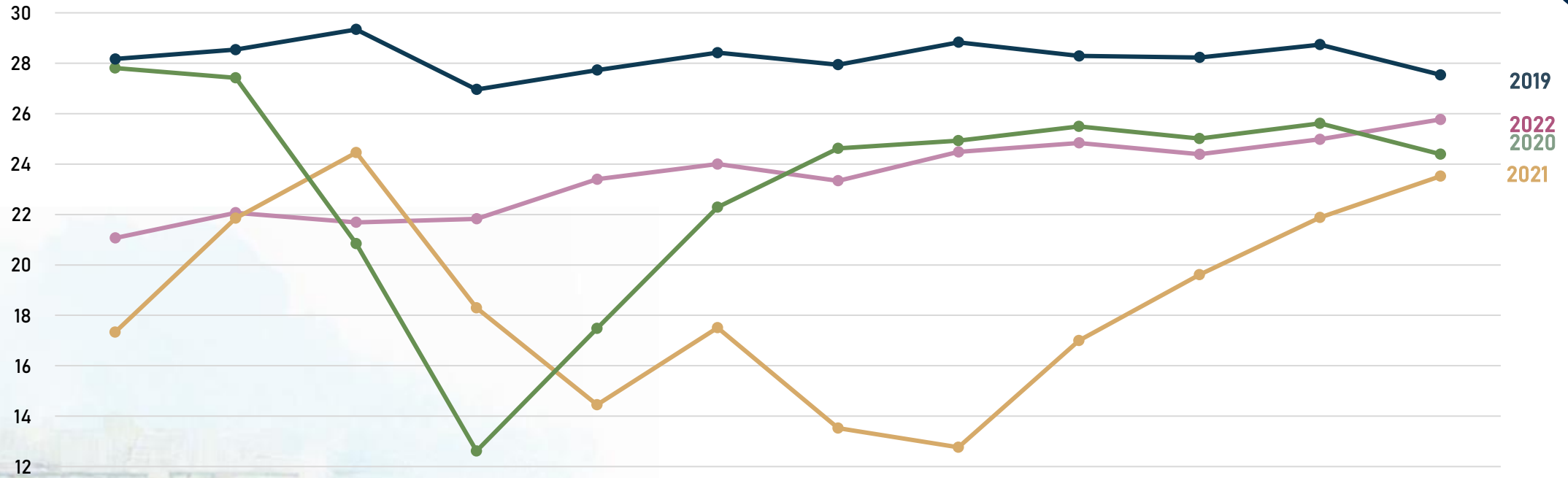
(Thousand trips/Day)



	Jan	Feb	Mar	Apr	May	Jun	Jul	Aug	Sep	Oct	Nov	Dec	Avg.	%YoY
2022	937.0	981.3	968.7	976.3	1,039.6	1,062.5	1,036.0	1,078.8	1,090.7	1,078.0	1,097.9	1,128.5	1,039.9	22.4%
2021	799.5	1,001.3	1,115.5	837.8	668.0	807.8	628.0	593.9	783.9	898.5	1,000.6	1,054.7	849.7	-19.1%
2020	1,216.9	1,201.7	955.8	589.8	804.9	1,018.2	1,121.3	1,131.7	1,153.2	1,130.6	1,158.8	1,107.1	1,049.9	-15.1%
2019	1,239.6	1,255.6	1,288.1	1,183.0	1,218.3	1,244.7	1,223.3	1,260.2	1,238.3	1,235.5	1,257.8	1,203.4	1,237.2	0.6%
%YoY 22/21	17.2%	-2.0%	-13.2%	16.5%	55.6%	31.5%	65.0%	81.7%	39.1%	20.0%	9.7%	7.0%		22.4%



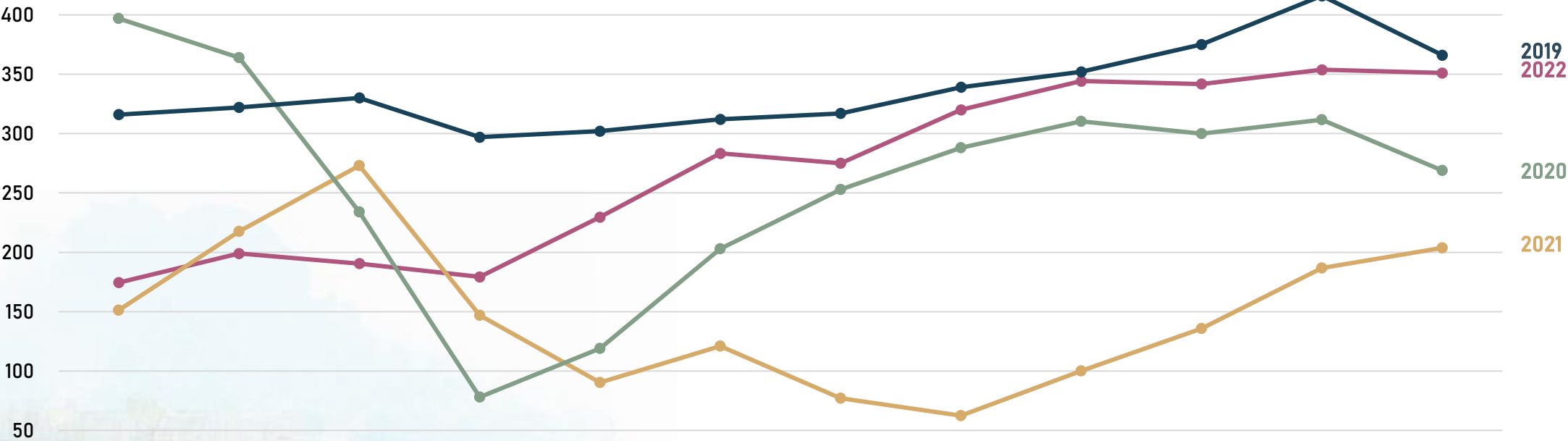
(Million Baht/Day)



	Jan	Feb	Mar	Apr	May	Jun	Jul	Aug	Sep	Oct	Nov	Dec	Avg.	%YoY
2022	21.1	22.1	21.7	21.8	23.4	24.0	23.3	24.5	24.8	24.4	25.0	25.8	23.5	26.8%
2021	17.3	21.9	24.5	18.3	14.5	17.5	13.5	12.8	17.0	19.6	21.9	23.5	18.5	-20.3%
2020	27.8	27.4	20.8	12.6	17.5	22.3	24.6	24.9	25.5	25.0	25.6	24.4	23.2	-17.7%
2019	28.2	28.5	29.3	27.0	27.7	28.4	27.9	28.3	28.3	28.2	28.7	27.5	28.2	1.27%
%YoY 22/21	21.6%	1.0%	-11.3%	19.2%	61.9%	37.1%	72.5%	91.6%	46.1%	24.3%	14.1%	9.7%		26.8%



(Thousand trips/Day)

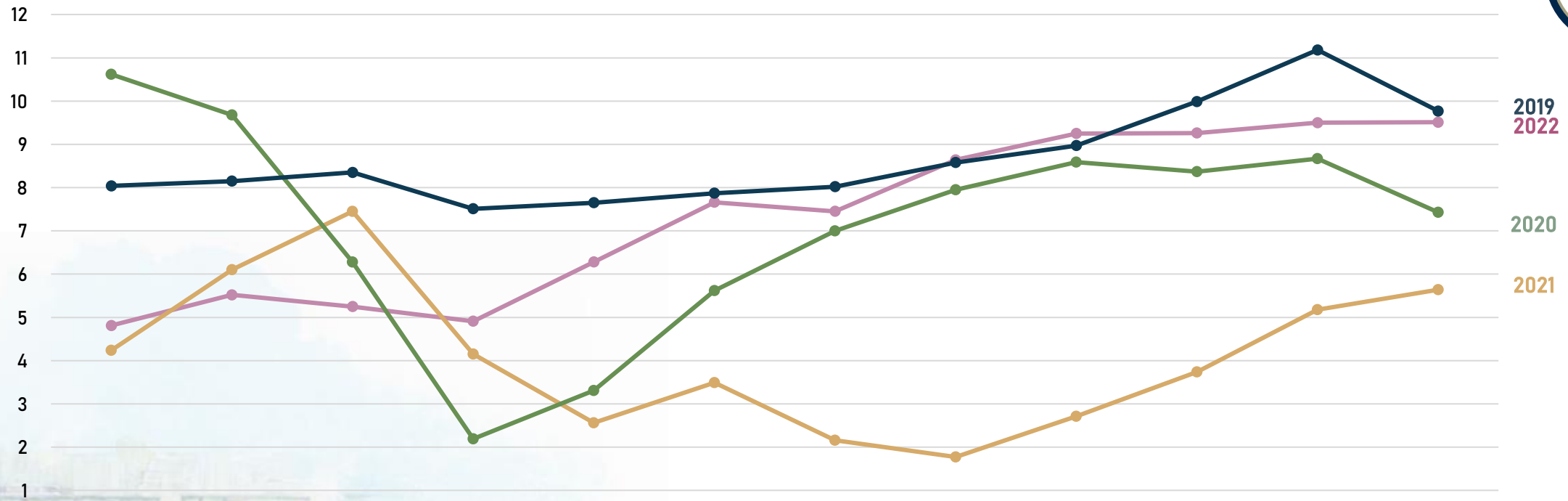


	Jan	Feb	Mar	Apr	May	Jun	Jul	Aug	Sep	Oct	Nov	Dec	Avg.	%YoY
2022	174.6	199.4	190.5	179.3	229.7	283.3	274.6	320.2	344.2	341.8	354.4	351.1	270.6	84.5%
2021	151.2	217.6	272.6	146.9	90.3	120.9	77.2	62.4	100.1	135.9	186.8	203.7	146.7	-43.7%
2020	397.4	363.9	234.0	78.5	118.8	202.7	253.4	288.1	310.3	299.9	311.8	269.1	260.5	-22.7%
2019	316.9	321.7	330.5	296.6	302.1	311.7	316.7	338.5	351.5	375.4	412.8	365.9	336.8	8.12%
%YoY 22/21	15.4%	-8.4%	-30.1%	22.1%	154.2%	134.3%	255.7%	413.1%	243.8%	151.5%	89.7%	72.4%		84.5%

Expressway : Average Farebox Revenue

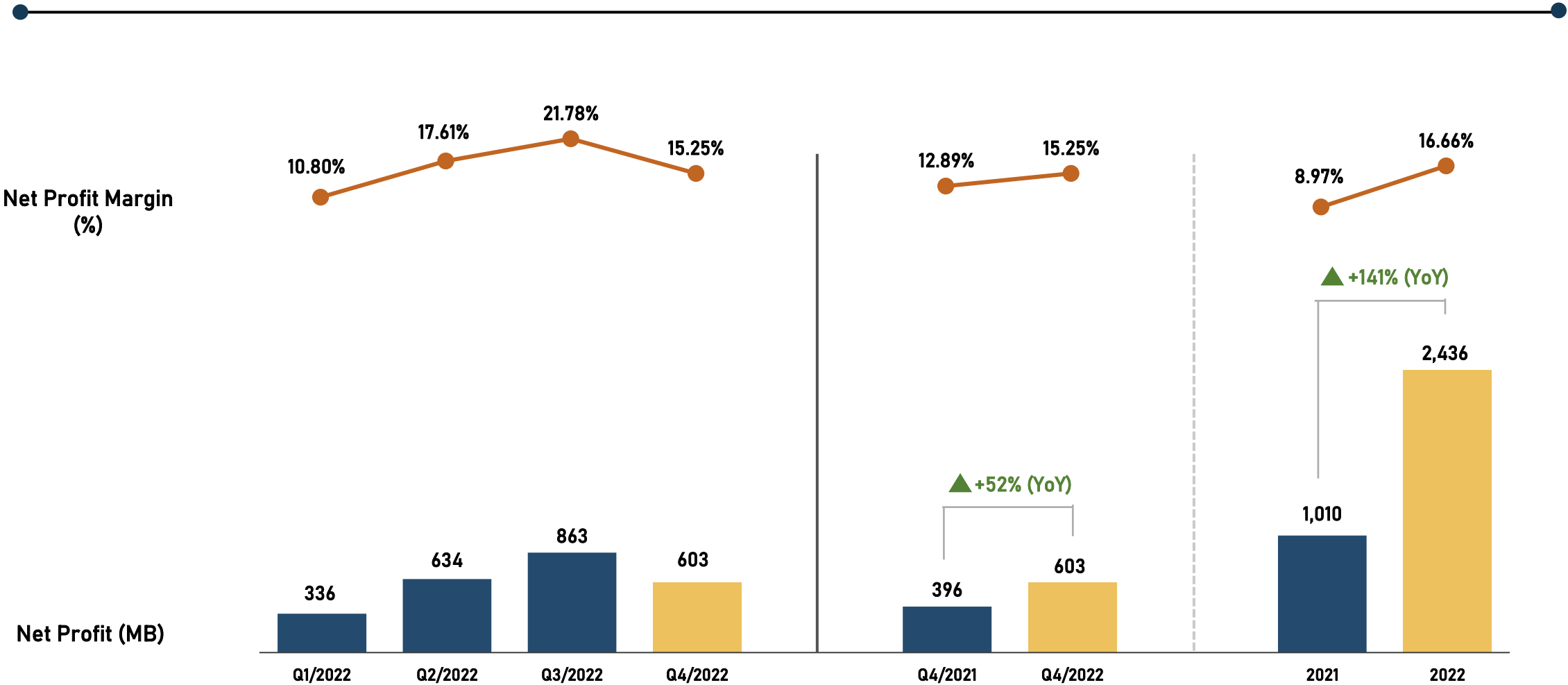


(Million Baht/Day)



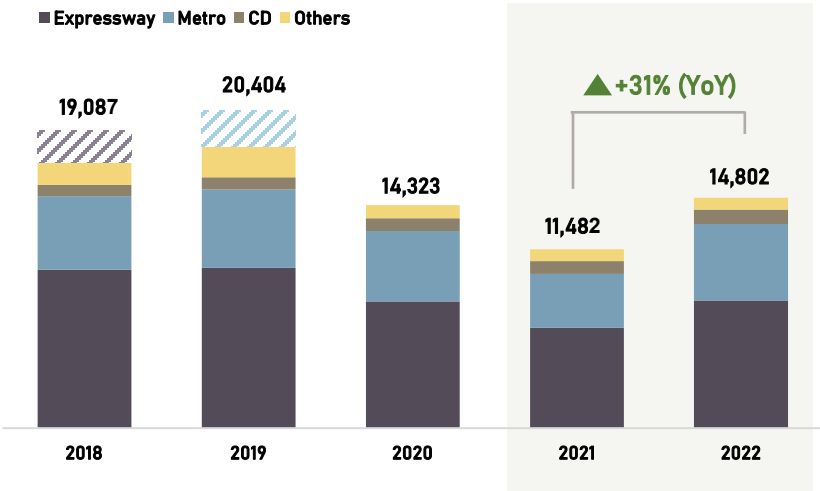
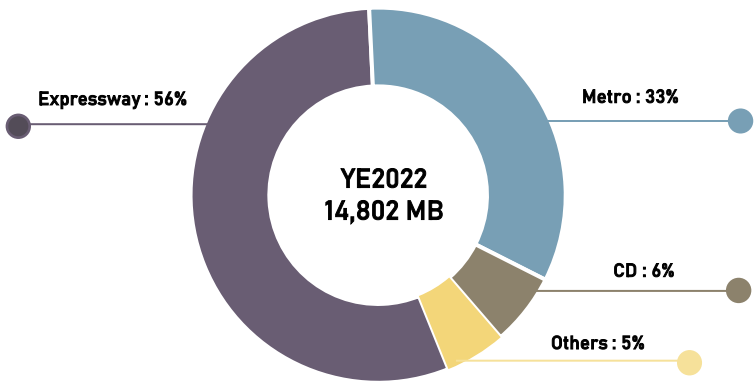
	Jan	Feb	Mar	Apr	May	Jun	Jul	Aug	Sep	Oct	Nov	Dec	Avg.	%YoY
2022	4.8	5.5	5.2	5.0	6.3	7.7	7.5	8.8	9.4	9.4	9.6	9.6	7.4	81.3%
2021	4.2	6.1	7.5	4.2	2.6	3.5	2.2	1.8	2.7	3.7	5.2	5.6	4.1	-42.8%
2020	10.6	9.7	6.3	2.2	3.3	5.6	7.0	8.0	8.6	8.4	8.7	7.4	7.1	-17.7%
2019	8.0	8.2	8.4	7.5	7.7	7.9	8.0	8.6	9.0	10.0	11.1	9.8	8.7	10.0%
%YoY 22/21	13.4%	-9.6%	-29.6%	19.6%	146.7%	120.9%	246.6%	397.4%	247.1%	150.0%	85.3%	70.5%		81.3%

Net Profit YE2022 : 2,436 MB ▲ +141% (YoY)



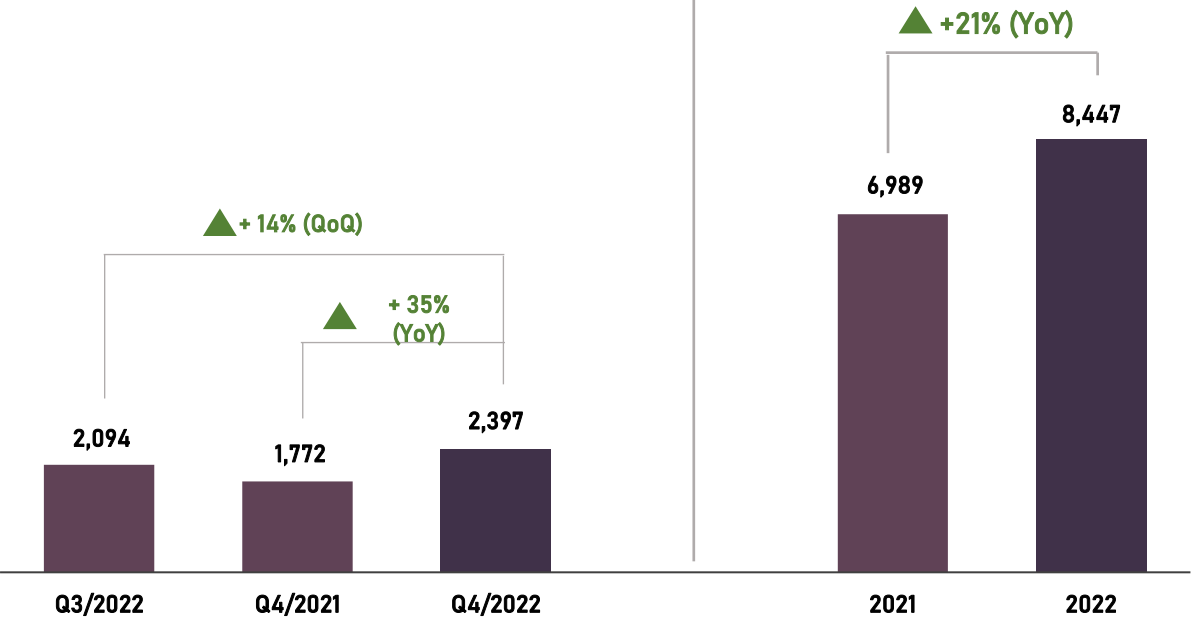


REVENUE BREAKDOWN



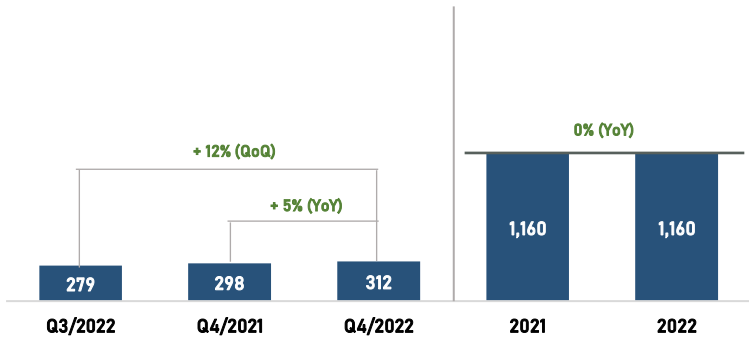
Including non - cash extra item from reclassified the investment in CKP
Including non - cash extra item from reclassified the investment in TTW

Operating Expenses

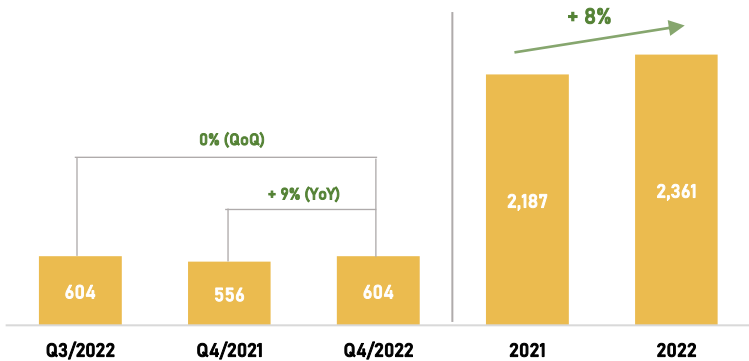


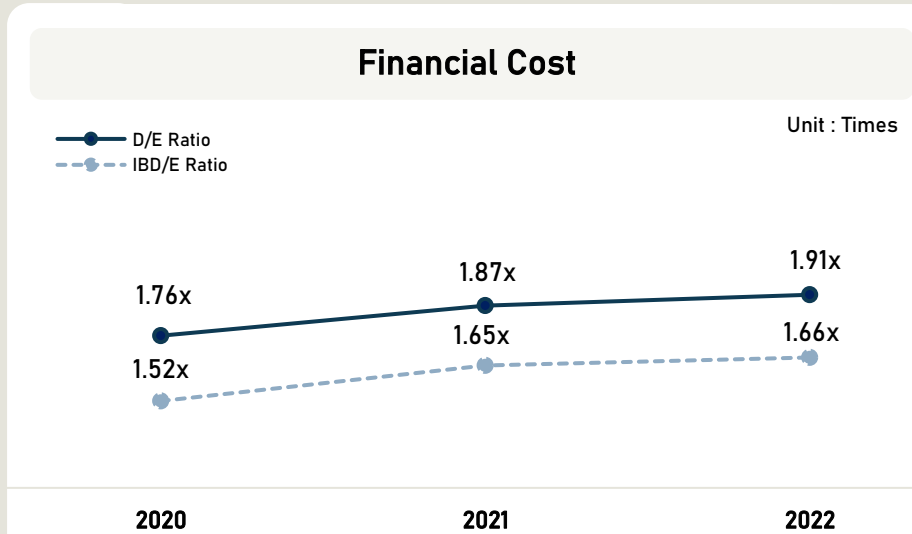
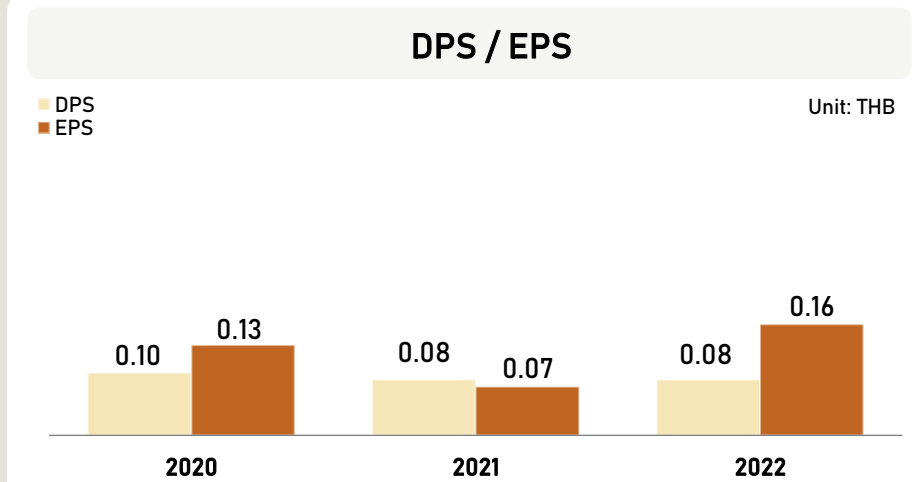
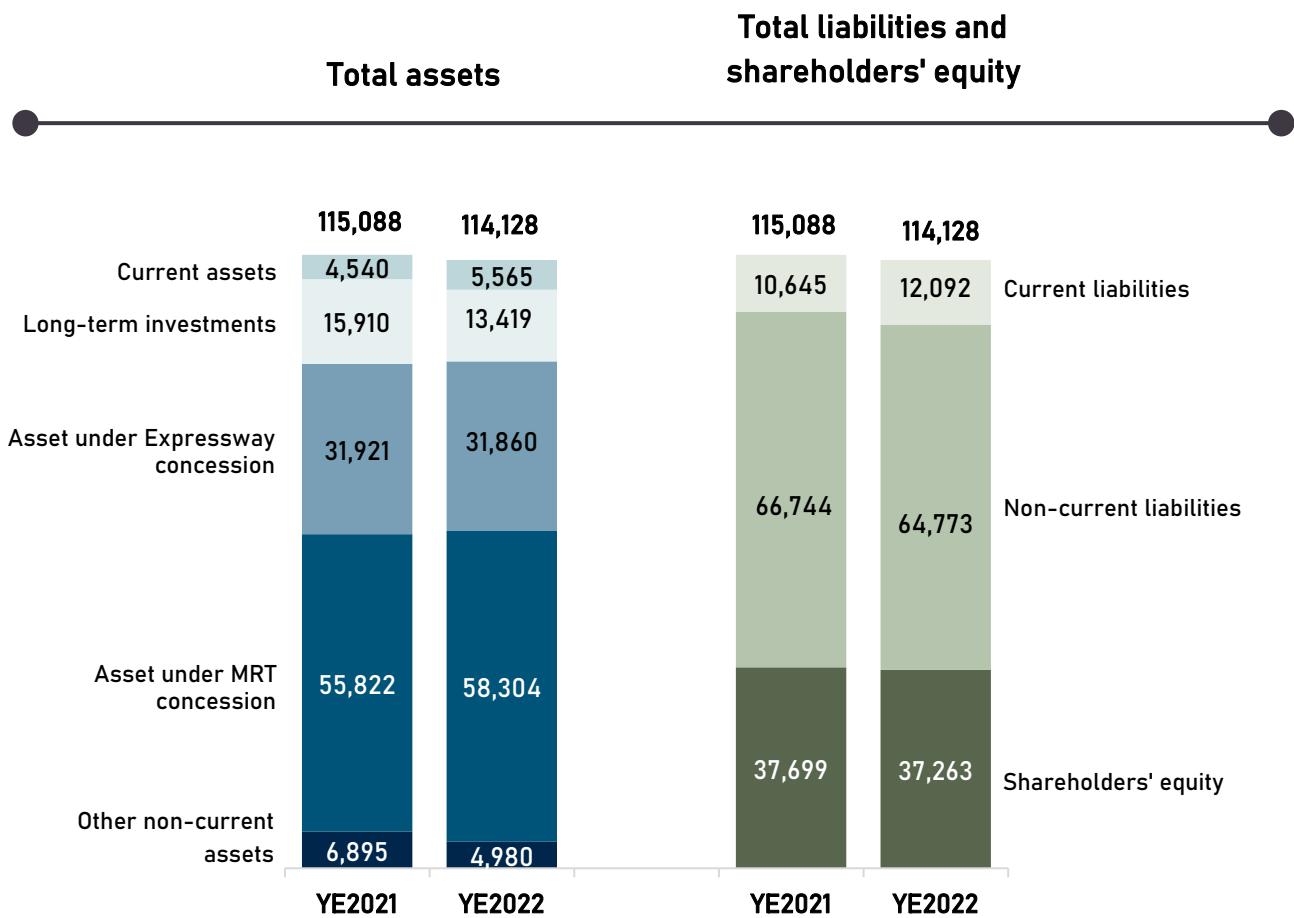
- ▲ Cost of expressway + 29.3%
- ▲ Cost of rail +16.8%
- ▲ Cost of commercial development +20.8%

Selling and Administration

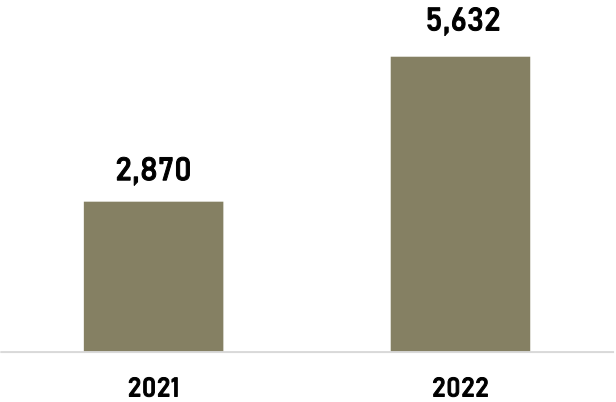


Financial Cost





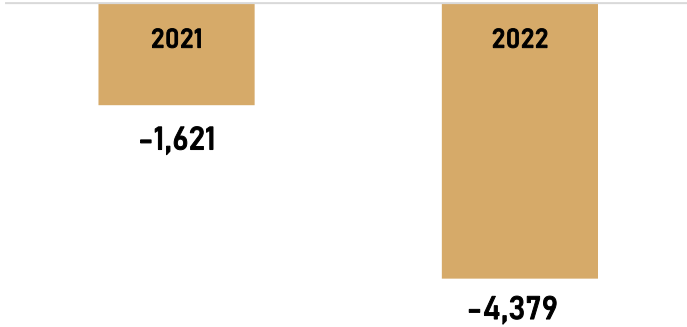
Net cash flows from
operating activities



Net cash flows from
investing activities



Net cash flows from
financing activities





BEM was launched EMV Contactless Payment for MRT Blue Line and Purple Line on Jan 2022

BEM maintains farebox on the Blue Line

BEM supports the government's policy to alleviate the burden of people's travel expenses by maintaining the fare rate of the Blue Line at the same price until December 31, 2022



BEM issued 2nd Sustainability Debentures for the amount of Bath 4,500 MB



EGM Meeting on November 28, 2022





ORANGE LINE

	West : Bang Khun Non – Thailand Cultural Centre	East : Thailand Cultural Centre – Suwinthawong
Distance	13.4 km	22.5 km
Station	11 underground stations	10 underground and 7 elevated stations
Concession	PPP Net Cost	
Expected Timeline	East 2026 / West 2028	
Regulator	MRTA : Mass Rapid Transit Authority of Thailand	

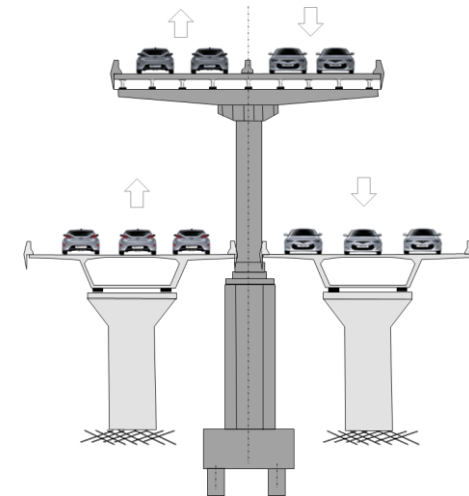


SOUTH PURPLE LINE

	North : Tao Poon – Klong Bang Pai	South : Tao Poon – Khru Nai
Distance	23 km	23.6 km
Station	16 elevated stations	10 underground and / 7 elevated stations
Concession	PPP Gross Cost	PPP Gross Cost
Expected Timeline	Operated	2027
Regulator	MRTA : Mass Rapid Transit Authority of Thailand	

Double Deck Project

Distance : 17 km



Disclaimer

The information in this presentation has been prepared by Bangkok Expressway and Metro Public Company Limited (BEM) and is general background information about BEM's activities current as at date of this presentation. This presentation is not intended to provide the basis of any investment decision, nor to substitute your own analysis and investigation and should not be considered as a recommendation to any recipient of this presentation. Before acting on any information you should consider the appropriateness of the information having regard to these matters, any relevant offer document and in particular, you should seek independent financial advice. All securities or instrument transactions involve risks and uncertainties which may cause the actual results, performance or achievements to be materially different from any future results, performance or achievements expressed or implied by such forward-looking statements. Nothing in this presentation is, or should be relied on as a promise or representation of BEM as to the future.

Thank you

For further inquiry please contact

Email : ir@bemplc.co.th

www.bemplc.co.th